

# PUBLISHED COURSE ANALYSIS



Publishing date: 2016-02-22

A course analysis has been carried out and published by the course convener.

The Karlstad University evaluation tool is owned by the Professional Development Unit and is managed by the systems group for educational administration, Student Centre.

*Business by Web and Web Analytics, 7.5 ETCS cr. (ISGA97)*

*Course convener: John Sören Pettersson*

## Basic LADOK data

Course Code: ISGA97

Application Code: 26133

Semester: HT-15

Start Week: 201545

End Week: 201603

Pace of Study: 50%

Form of Study: Campus

## Course Data

Number of questionnaires answered: 11

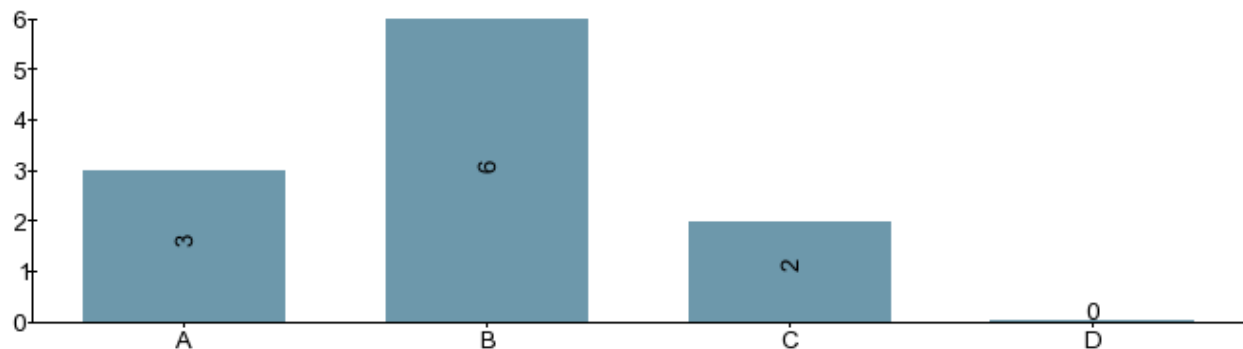
Number of first registrations<sup>[1]</sup>: 28

Performance indicator<sup>[2]</sup>: 89%

## Changes suggested in the course analysis of the previous course date:

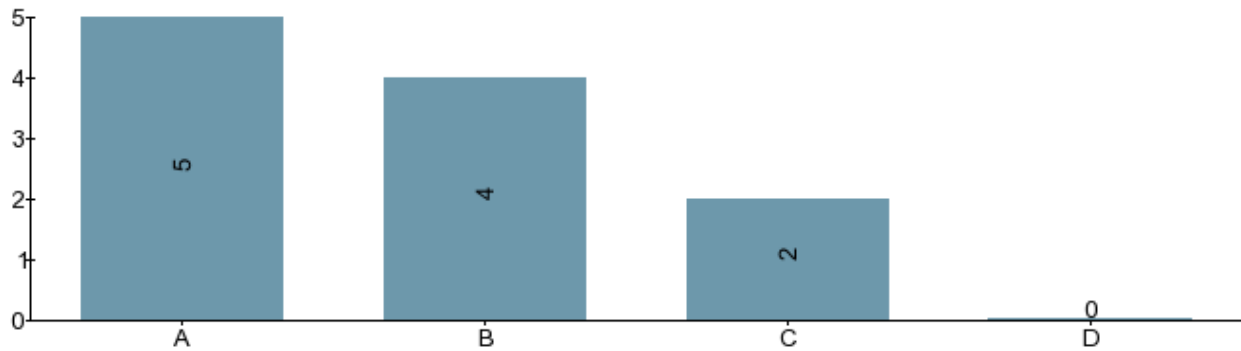
2014 one student from KAU's Tourism Programme participated - "perhaps direct info to them?" was the suggestion. However, no such information was given in spring 2015 but still we had two students from that programme now (autumn 2015).

1. During the course I developed the knowledge, skills and other competencies described in the learning outcomes.



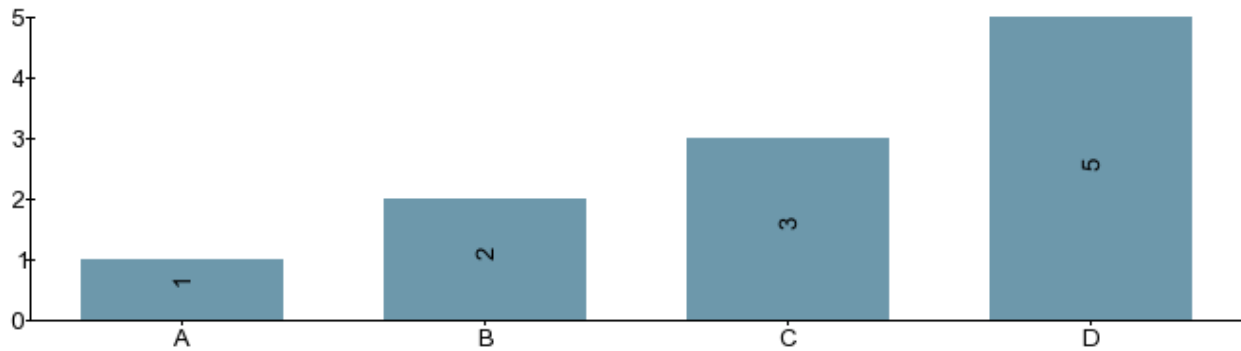
- A) To a very great extent
- B) To a great extent
- C) To a certain extent
- D) To a very little extent/Not at all

2. In the examinations, I had the opportunity to demonstrate if I have acquired the knowledge, skills and other competencies described in the learning outcomes.



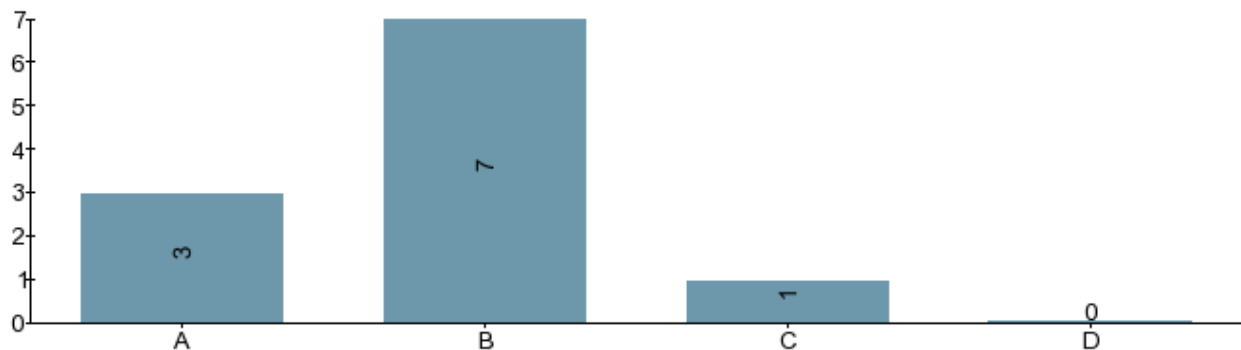
- A) To a very great extent
- B) To a great extent
- C) To a certain extent
- D) To a very little extent/Not at all

3. On average, I spent the following number of hours on coursework per week:



- A) More than 40 hours (or more than 20 hrs at 50% study pace, more than 10 hrs at 25% study pace)
- B) Between 30-39 hours (or between 15-19 at 50% study pace, between 8-10 at 25% study pace)
- C) Between 20-29 hours (or between 10-14 at 50% study pace, between 5-7 at 25% study pace)
- D) Less than 20 hours (or less than 10 at 50% study pace, less than 5 at 25% study pace)

4. During the course, I have found that teachers and other staff have been:



- A) Professional and very accommodating
- B) Professional and accommodating
- C) Professional
- D) Deficient

**has been collected in other ways, it should also be analysed here. Any effect of joint courses should be commented on.**

Because this was the first time the automatic course valuation was sent out, the teacher also made the usual course evaluation on itsLearning. The 8 respondents were very positive even if a couple of them thought the formatting requirements were too strict.

#### **Suggestions for changes to the next course date.**

We know that company visits are liked, esp. by the foreign students. It is a bit demanding and normally we only have the study visit (to Löfbergs) but this year we visited two companies the same day because we had an opportunity to visit a company that was jointly started by a former foreign student and Swedish students. This second company is doing business mainly by web and it was very interesting even if less than half the class attended. We should investigate having both companies also in the future, even if this second company actually charged a fee for the study visit.

- 
1. **Number of first registrations for a course:** First registration = the first time a student registers for a specific course.
  2. **Number of students completing a whole course (final Pass grade) at the time of analysis** = the extent to which students complete the registered course credits, calculated by dividing the number of students completing a whole course at the time of analysis with the number of first-time registered students for the course.