

PUBLISHED COURSE ANALYSIS



Publishing date: 2018-08-27

A course analysis has been carried out and published by the course convener.

The Karlstad University evaluation tool is owned by the Professional Development Unit and is managed by the systems group for educational administration, Student Centre.

Web Design II, 15 ETCS cr. (MKGB63)

Course convener: Håkan Liljegren

Basic LADOK data

Course Code: MKGB63

Application Code: 31109

Semester: VT-18

Start Week: 201804

End Week: 201823

Pace of Study: 50%

Form of Study: Campus

Course Data

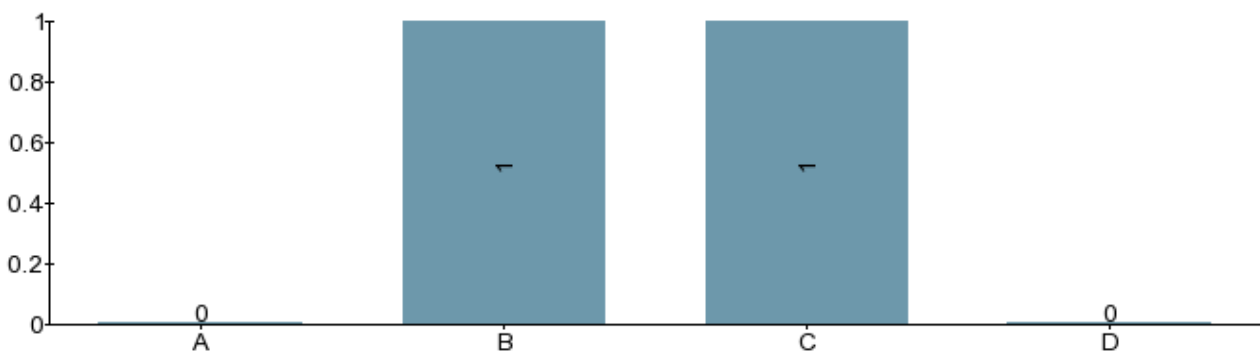
Number of questionnaires answered: 2

Number of first registrations^[1]: 4

Changes suggested in the course analysis of the previous course date:

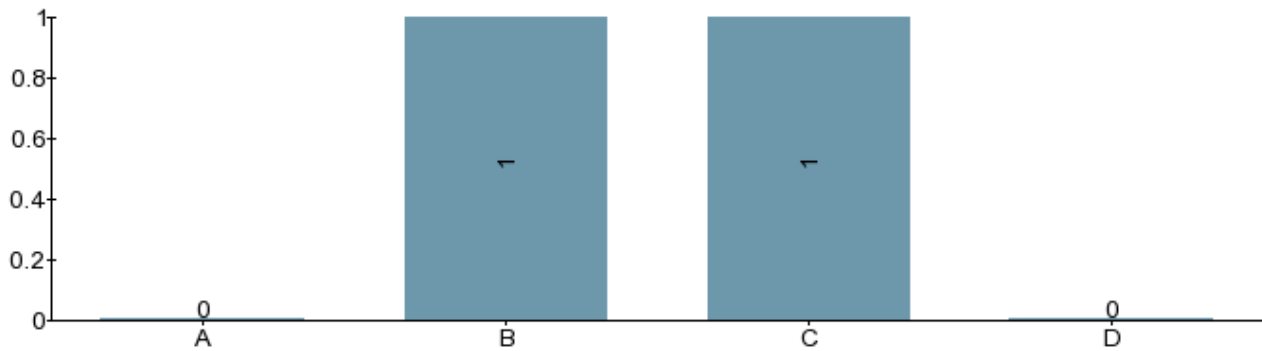
First time!

1. During the course I developed the knowledge, skills and other competencies described in the learning outcomes.



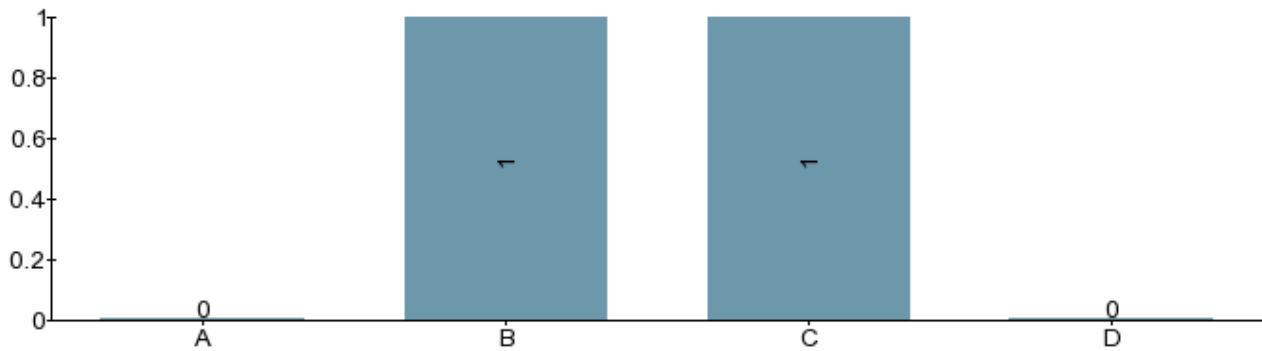
- A) To a very great extent
- B) To a great extent
- C) To a certain extent
- D) To a very little extent/Not at all

2. In the examinations, I had the opportunity to demonstrate if I have acquired the knowledge, skills and other competencies described in the learning outcomes.



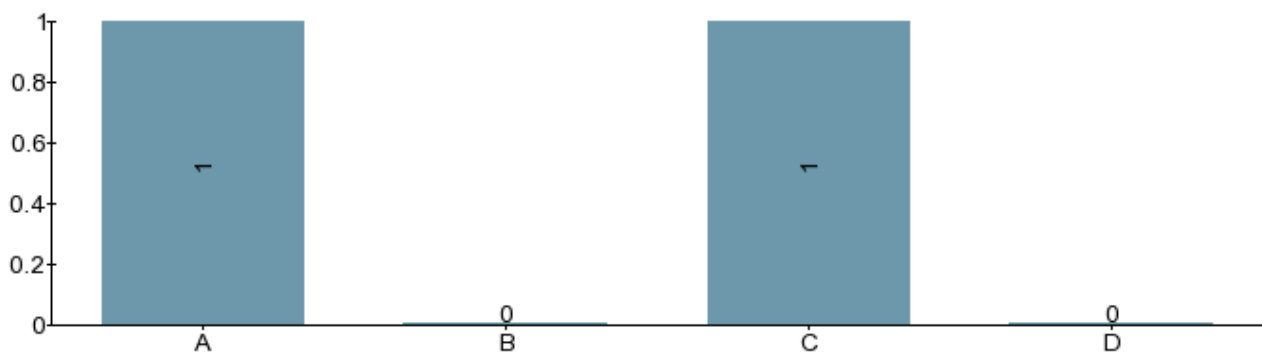
- A) To a very great extent
- B) To a great extent
- C) To a certain extent
- D) To a very little extent/Not at all

3. On average, I spent the following number of hours on coursework per week:



- A) More than 40 hours (or more than 20 hrs at 50% study pace, more than 10 hrs at 25% study pace)
- B) Between 30-39 hours (or between 15-19 at 50% study pace, between 8-10 at 25% study pace)
- C) Between 20-29 hours (or between 10-14 at 50% study pace, between 5-7 at 25% study pace)
- D) Less than 20 hours (or less than 10 at 50% study pace, less than 5 at 25% study pace)

4. During the course, I have found that teachers and other staff have been:



- A) Professional and very accommodating
- B) Professional and accommodating
- C) Professional
- D) Deficient

should also be analysed here. Any effect of joint courses should be commented on.

This is a new course and for this first run we had few students and even fewer participating in this analysis, and, thus it is hard to draw any conclusions from the questions above. Now that we have Web Design 1 and Web Design 2 we can think of what we can emphasise in the first course and vice versa. The students thought that the php-part was a bit too quick and could have been covered a bit more in the first course.

Overall the students were pleased with the structure, theme and layout of this course and we probably need to run the course once more to get a better understanding of the weaknesses and strengths in this course.

Suggestions for changes to the next course date.

None for now. See analysis above!

1. **Number of first registrations for a course:** First registration = the first time a student registers for a specific course.