



**KARLSTAD  
UNIVERSITY**

## Final report

### HT2025\_ISGA97\_47815\_Business by Web och webbanalys

First time registered students: 48

Answer Count: 9

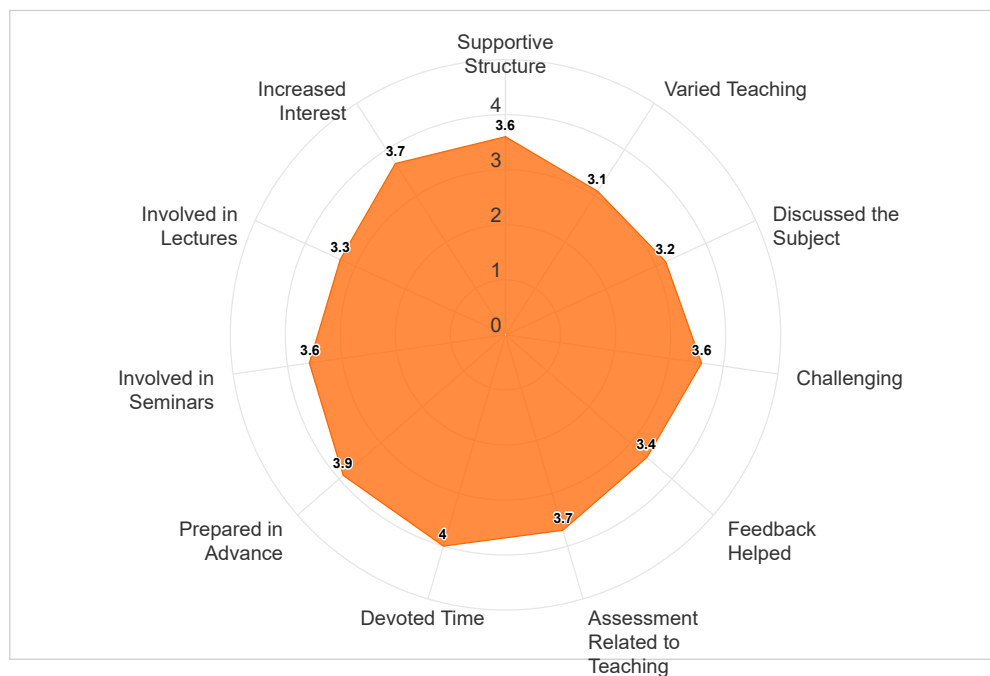
Answer Frequency: 18.75%

The course evaluation could be answered during the period:

17/01/2026 - 31/01/2026

When collaborative courses, several course codes are shown below:

**ISGA97 Business by Web och webbanalys, End date: 2026-01-18**





Mean value for each question. Highest value = 4.

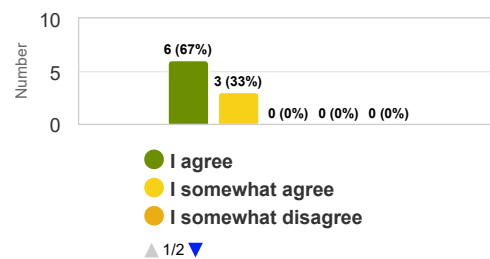
	Mean
Supportive Structure	3.6
Varied Teaching	3.1
Discussed the Subject	3.2
Challenging	3.6
Feedback Helped	3.4
Assessment Related to Teaching	3.7
Workload	2.0
Devoted Time	4.0
Prepared in Advance	3.9
Involved in Seminars	3.6
Involved in Lectures	3.3
Increased Interest	3.7

## Results of learning

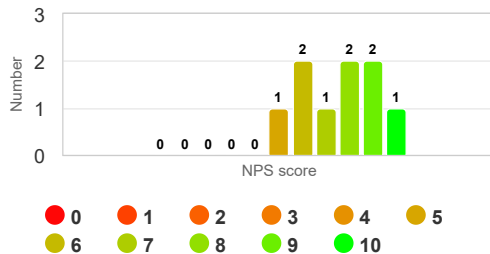
**All in all, the course was valuable for me.**

*Courses that were considered valuable were related to personal development, acquisition of new knowledge and skills, understanding of something. Higher ratings can refer to students' perceived development (learned a lot, and it was useful). Lower ratings can refer to scanty development of knowledge and skills or not understanding certain themes or their parts, not understanding the necessity and significance of the course, problems in the learning environment.*

	Mean
All in all, the course was valuable for me	4



**How likely would you be to recommend this course to a friend or colleague?**



**Net Promoter Score (NPS) = 0**

Promoters = 3 (33.3%)

Passives = 3 (33.3%)

Detractors = 3 (33.3%)

The Net Promoter Score (NPS) is a metric that measures student experience and predicts the effectiveness of a course. It calculates an NPS score based on a key question using a 0-10 scale, asking how likely students would recommend the course to others. Respondents are grouped into Promoters, Passives, or Detractors based on their score, and the NPS is calculated by subtracting the percentage of Detractors from the percentage of Promoters. The NPS is a core metric for course evaluation programs and is trusted by educational institutions to engage their students and improve their learning experience performance.



**KARLSTAD  
UNIVERSITY**

## Comments

### Course supervisor's comments

To the question "What enhanced your learning in this course?", there were answers from seven students:

- Writing the essays and doing research both by myself and with the assigned material.
- I like the build-up of the 3 essay, the 2 first lead me to think and learn and really understand business by web.
- I liked that we presented our essays in groups, it was interesting to listen what the other students had written about and it was a great moment for more knowledge about the subject.
- The literature as well as the assignments.
- Uppskattat att skriva uppsatser som läroform istället för det vanliga föreläsning och självstudier och sedan tenta.
- I liked my teachers who were engaging and motivated. It was an interesting course, we learned some through our written assessments.
- Interesting reading material and variety in the course.

Some answers to other questions:

- I have studied business analytics before and I didn't find the course so valuable for me. But the written assignments were interesting. I enjoyed creating power points and practising talking in front of others. Then this was the only course so far that allowed us to see each other live.
- Maybe inviting others to listen to our classmates presentations? I wanted to do that a couple of times but I never got to asking about it.

And a student reminds the teachers to blank out personal identifiable data when showing students' draft essays during supervision of a group of students.