

PUBLISHED COURSE ANALYSIS



Publishing date: 2017-12-20

A course analysis has been carried out and published by the course convener.

The Karlstad University evaluation tool is owned by the Professional Development Unit and is managed by the systems group for educational administration, Student Centre.

Accounting and Control, 7.5 ETCS cr. (FEAD25)

Course convener: Katharina Rahnert

Basic LADOK data

Course Code: FEAD25

Application Code: 30470

Semester: HT-17

Start Week: 201735

End Week: 201744

Pace of Study: 50%

Form of Study: Campus

Course Data

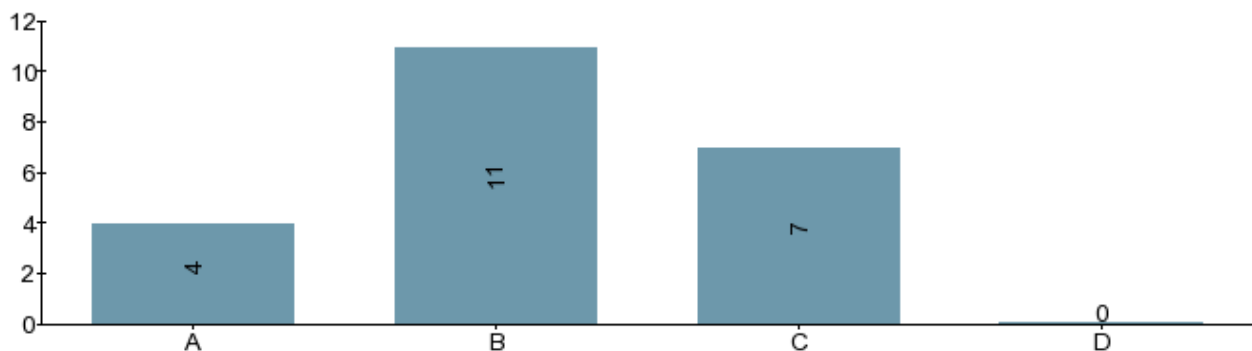
Number of questionnaires answered: 22

Number of first registrations^[1]: 71

Changes suggested in the course analysis of the previous course date:

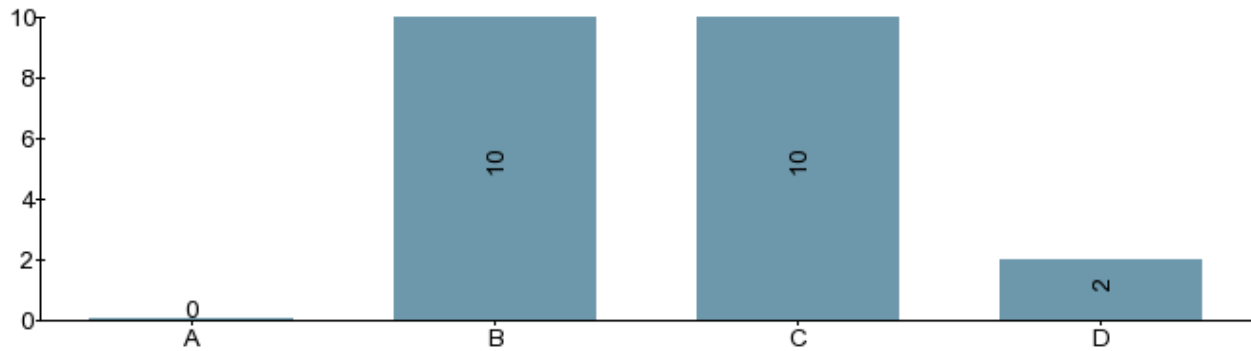
To enable deeper discussions in the seminars, the instructions for the seminars will be revised.

1. During the course I developed the knowledge, skills and other competencies described in the learning outcomes.



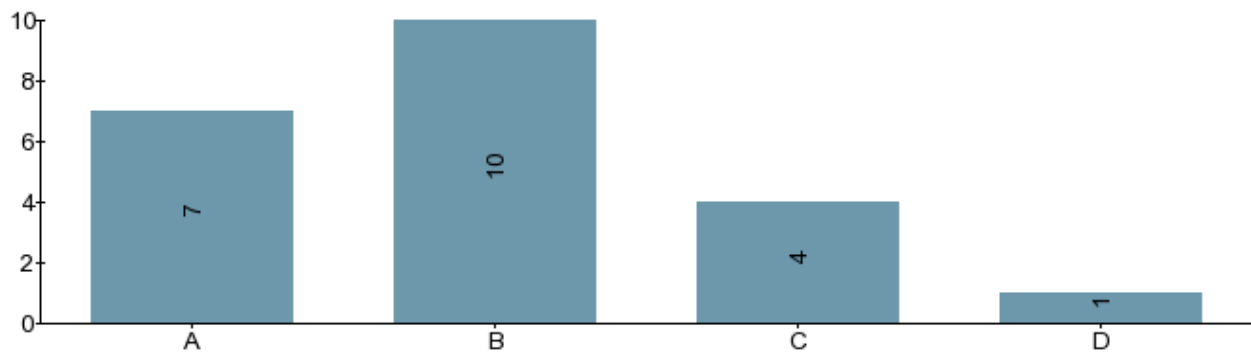
- A) To a very great extent
- B) To a great extent
- C) To a certain extent
- D) To a very little extent/Not at all

2. In the examinations, I had the opportunity to demonstrate if I have acquired the knowledge, skills and other competencies described in the learning outcomes.



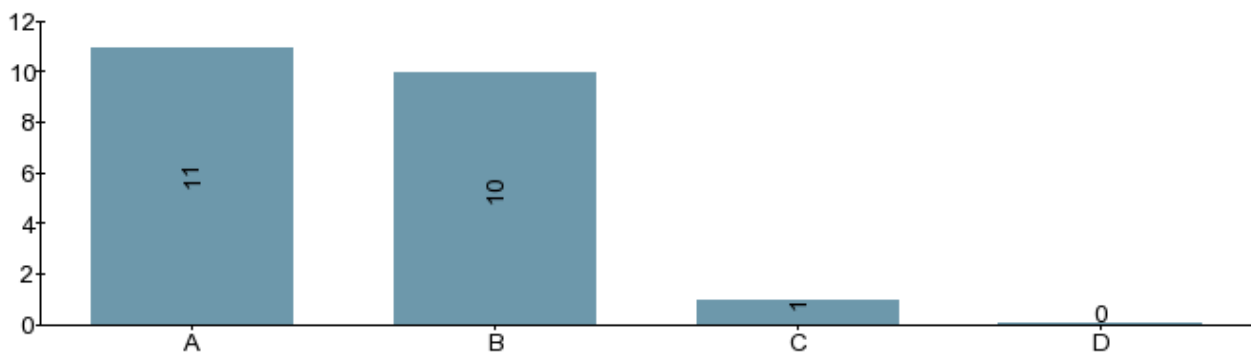
- A) To a very great extent
- B) To a great extent
- C) To a certain extent
- D) To a very little extent/Not at all

3. On average, I spent the following number of hours on coursework per week:



- A) More than 40 hours (or more than 20 hrs at 50% study pace, more than 10 hrs at 25% study pace)
- B) Between 30-39 hours (or between 15-19 at 50% study pace, between 8-10 at 25% study pace)
- C) Between 20-29 hours (or between 10-14 at 50% study pace, between 5-7 at 25% study pace)
- D) Less than 20 hours (or less than 10 at 50% study pace, less than 5 at 25% study pace)

4. During the course, I have found that teachers and other staff have been:



- A) Professional and very accommodating
- B) Professional and accommodating
- C) Professional
- D) Deficient

should also be analysed here. Any effect of joint courses should be commented on.

Some students suggest various changes to the way the course is examined. Others are satisfied. Furthermore, a relatively low response rate makes it hard to draw conclusions from the course evaluation, including comments and suggestions from the comments fields.

Suggestions for changes to the next course date.

Based on the analysis of the course evaluation, no suggestions for changes to the next course date are made.

1. **Number of first registrations for a course:** First registration = the first time a student registers for a specific course.