

PUBLISHED COURSE ANALYSIS



Publishing date: 2017-01-25

A course analysis has been carried out and published by the course convener.

The Karlstad University evaluation tool is owned by the Professional Development Unit and is managed by the systems group for educational administration, Student Centre.

Computer Security I, 7.5 ETCS cr. (DVGC19)

Course convener: Leonardo Martucci

Basic LADOK data

Course Code: DVGC19

Application Code: 27463

Semester: HT-16

Start Week: 201635

End Week: 201644

Pace of Study: 50%

Form of Study: Campus

Course Data

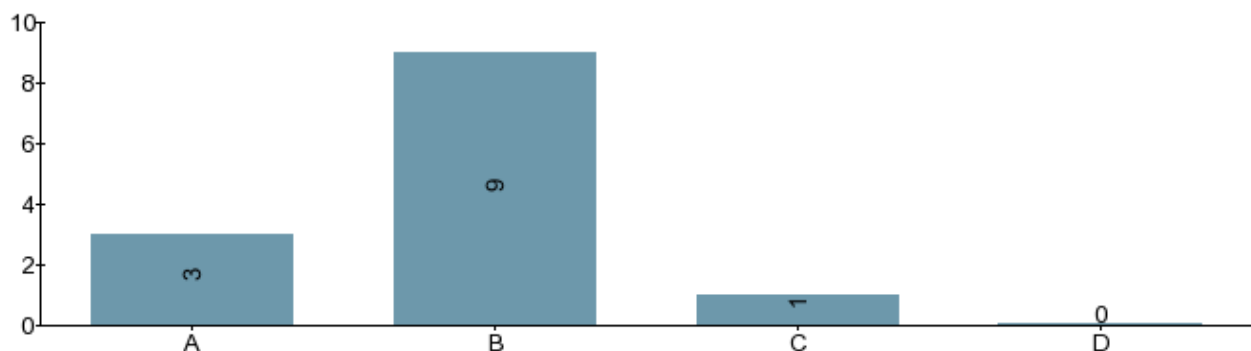
Number of questionnaires answered: 13

Number of first registrations^[1]: 31

Changes suggested in the course analysis of the previous course date:

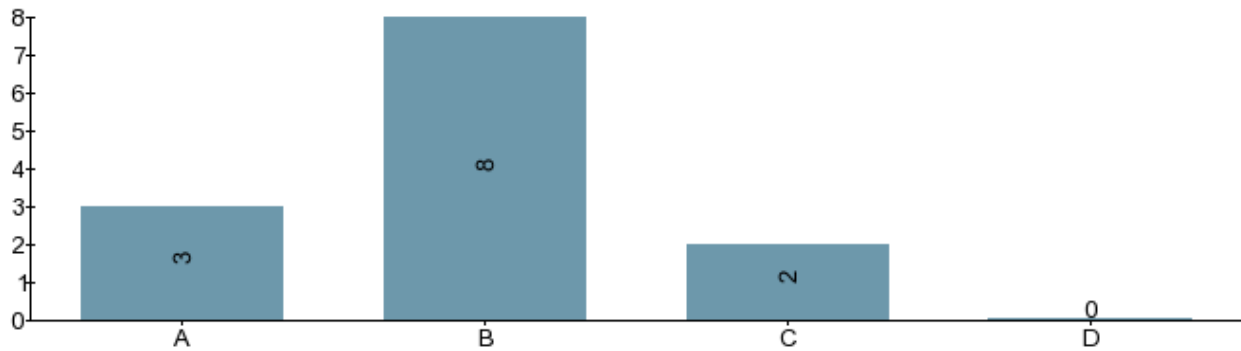
--

1. During the course I developed the knowledge, skills and other competencies described in the learning outcomes.



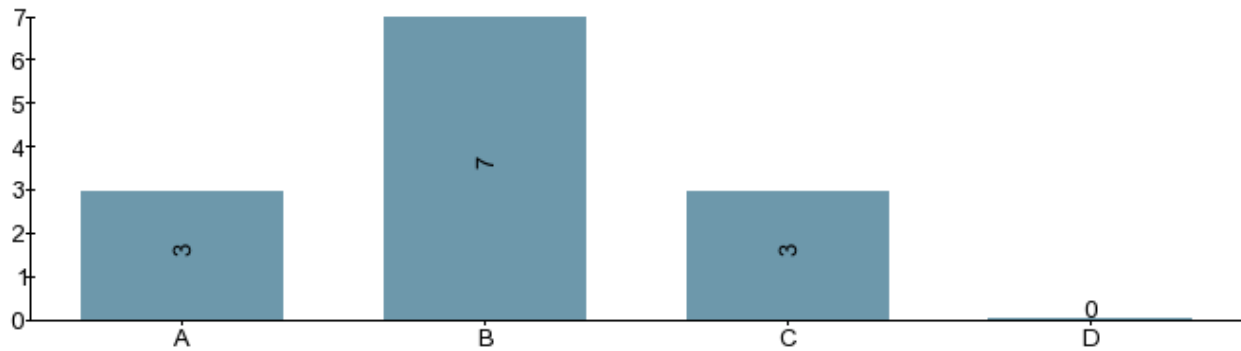
- A) To a very great extent
- B) To a great extent
- C) To a certain extent
- D) To a very little extent/Not at all

2. In the examinations, I had the opportunity to demonstrate if I have acquired the knowledge, skills and other competencies described in the learning outcomes.



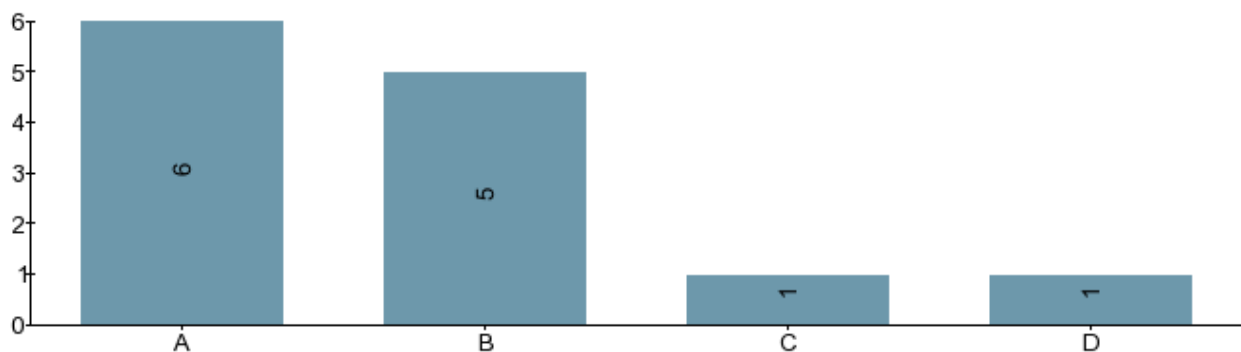
- A) To a very great extent
- B) To a great extent
- C) To a certain extent
- D) To a very little extent/Not at all

3. On average, I spent the following number of hours on coursework per week:



- A) More than 40 hours (or more than 20 hrs at 50% study pace, more than 10 hrs at 25% study pace)
- B) Between 30-39 hours (or between 15-19 at 50% study pace, between 8-10 at 25% study pace)
- C) Between 20-29 hours (or between 10-14 at 50% study pace, between 5-7 at 25% study pace)
- D) Less than 20 hours (or less than 10 at 50% study pace, less than 5 at 25% study pace)

4. During the course, I have found that teachers and other staff have been:



- A) Professional and very accommodating
- B) Professional and accommodating
- C) Professional
- D) Deficient

should also be analysed here. Any effect of joint courses should be commented on.

A parallel course evaluation was done using It's. This year we changed the course structure and reduced the number of lecturers involved in the course. The results were positive according to the feedback. We continued to use muddy cards for quick student feedback, with very good results.

Suggestions for changes to the next course date.

We will continue to tweak the difficulty level of lab 2. We'll improve the internal communication between lab supervisors and course responsible to speed up the evaluation process and avoid delays in the reporting of lab results.

-
1. **Number of first registrations for a course:** First registration = the first time a student registers for a specific course.