

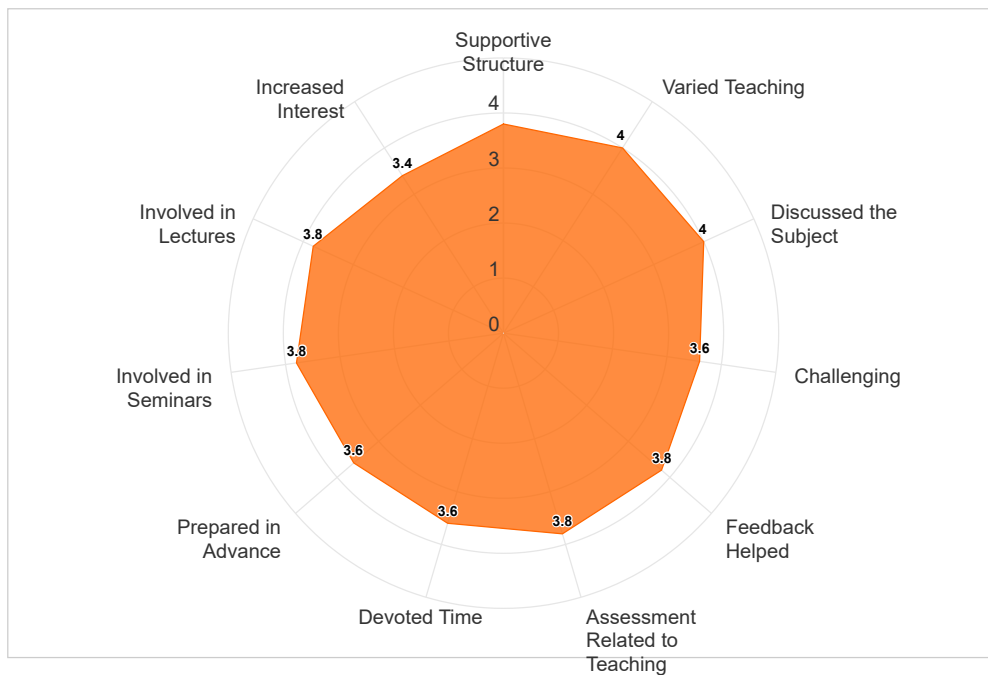
# Final report HT2023\_ENGA1E\_42560\_Engelska för ekonomer I

First time registered students: 17  
Answer Count: 5  
Answer Frequency: 29.41%

The course evaluation could be answered during the period:

13/01/2024 - 27/01/2024

## ENGA1E Engelska för ekonomer I, End date: 2024-01-14



Mean value for each question. Highest value = 4.

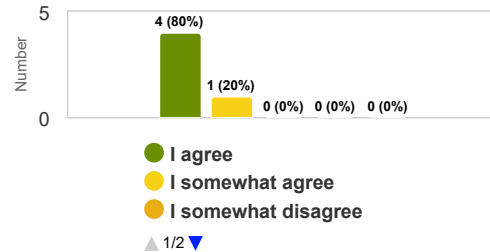
	Mean
Supportive Structure	3.8
Varied Teaching	4.0
Discussed the Subject	4.0
Challenging	3.6
Feedback Helped	3.8
Assessment Related to Teaching	3.8
Workload	1.8
Devoted Time	3.6
Prepared in Advance	3.6
Involved in Seminars	3.8
Involved in Lectures	3.8
Increased Interest	3.4

## Results of learning

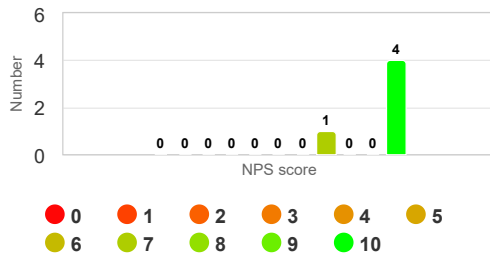
All in all, the course was valuable for me.

*Courses that were considered valuable were related to personal development, acquisition of new knowledge and skills, understanding of something. Higher ratings can refer to students' perceived development (learned a lot, and it was useful). Lower ratings can refer to scanty development of knowledge and skills or not understanding certain themes or their parts, not understanding the necessity and significance of the course, problems in the learning environment.*

	Mean
All in all, the course was valuable for me	4



How likely would you be to recommend this course to a friend or colleague?



Net Promoter Score (NPS) = 80

Promoters = 4 (80%)

Passives = 1 (20%)

Detractors = 0 (0%)

The Net Promoter Score (NPS) is a metric that measures student experience and predicts the effectiveness of a course. It calculates an NPS score based on a key question using a 0-10 scale, asking how likely students would recommend the course to others. Respondents are grouped into Promoters, Passives, or Detractors based on their score, and the NPS is calculated by subtracting the percentage of Detractors from the percentage of Promoters. The NPS is a core metric for course evaluation programs and is trusted by educational institutions to engage their students and improve their learning experience performance.

## Comments

### Course supervisor's comments

Very encouraging spider/radar chart and student input, of course, but with a response rate just shy of 30%, I will remain humble and keep striving to further develop this course and my teaching as always. (You will also find that these students rated their own involvement and interest slightly higher than did the students of the distance and daytime equivalents of ENG A1E so there may also be some correlation between effort and outcome here.) The atmosphere in class suggested that students were indeed involved, engaged and genuinely pleased with the learning experience. Finally, I would like to take this opportunity to thank my colleagues Rickard and Zdravka once again for their vital contributions to the widely appreciated and highly rated teacher feedback across all versions of ENG A1E.