

PUBLISHED COURSE ANALYSIS



Publishing date: 2020-03-09

A course analysis has been carried out and published by the course convener.

The Karlstad University evaluation tool is owned by the Professional Development Unit and is managed by the systems group for educational administration.

Data Visualisation and Communication, 7.5 ETCS cr. (MKGB93)

Course convener: Elizabeth Van Couvering

Basic LADOK data

Course Code: MKGB93

Application Code: 33998

Semester: VT-20

Start Week: 202004

End Week: 202008

Pace of Study: 100%

Form of Study: Campus

Course Data

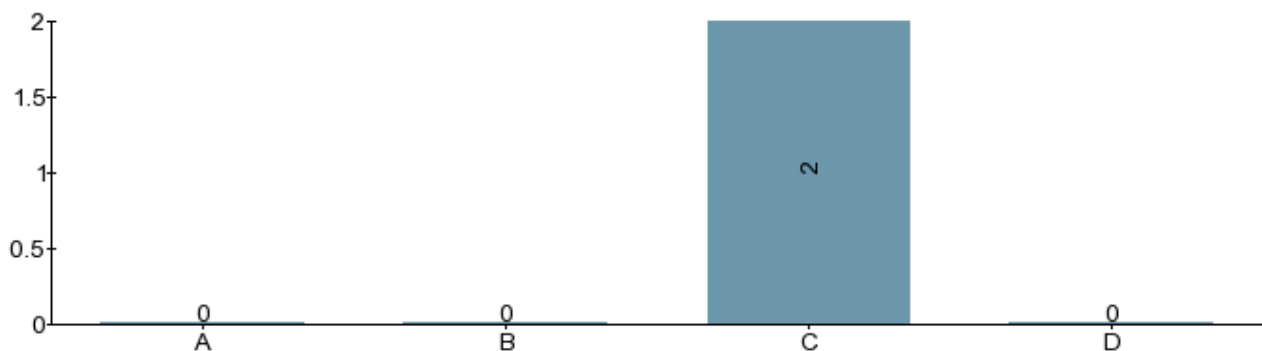
Number of questionnaires answered: 2

Number of first registrations^[1]: 21

Changes suggested in the course analysis of the previous course date:

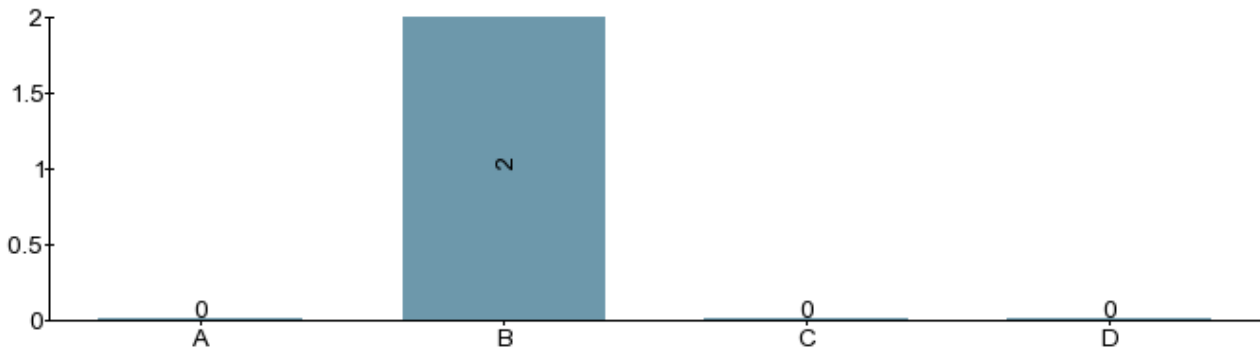
--

1. The contents and structure of the course has supported the achievement of the learning outcomes



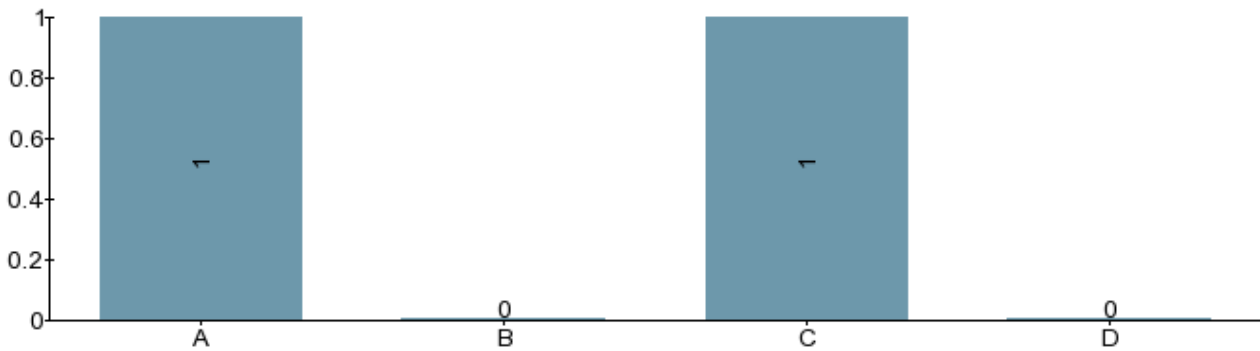
- A) To a very large extent
- B) To a large extent
- C) To some extent
- D) To a little extent or not at all

2. The assessments included in the course have given me the opportunity to demonstrate my achievement of the learning outcomes



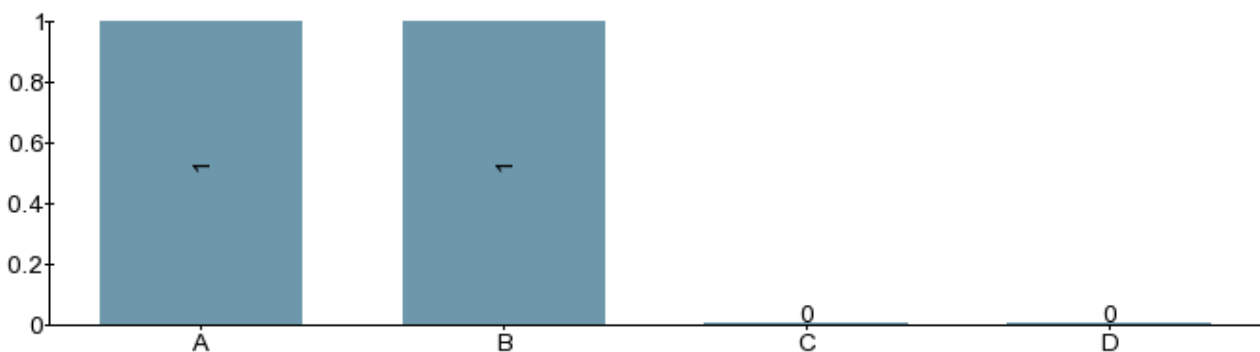
- A) To a very large extent
- B) To a large extent
- C) To some extent
- D) To a little extent or not at all

3. My workload (including scheduled activities and independent work) during the course has been



- A) 40 hours per week or more (or 20 per week or more for courses given as half-time studies, 10 hours or more for courses given as full-time studies)
- B) Between 30 and 39 hours per week (or between 15 and 19 hours for courses given as half-time studies, or between 10 and 14 hours for courses given as full-time studies)
- C) Between 20 and 29 hours per week (or between 10 and 14 hours for courses given as half-time studies, or between 5 and 9 hours for courses given as full-time studies)
- D) Less than 20 hours per week (or less than 10 hours per week for courses given as half-time studies, or less than 5 hours per week for courses given as full-time studies)

4. During the course, I have experienced the reception from teachers and other staff as professional



- A) To a very large extent
- B) To a large extent
- C) To some extent
- D) To a little extent or not at all

should also be analysed here. Any effect of joint courses should be commented on.

Too few responses for meaningful analysis based on course survey. Qualitative review however suggests that with the newly added exam, fewer homework assignments would suffice to examine individually. Students were positive to the quizzes and in-class clinics, and to the rhythm of the course where lecture-graphic workshop-Tableau drop in alternated in a predictable fashion. Students enjoyed the climate theme but found it difficult sometimes to find their own data -- some more guidance might help. Good reviews for the literature.

Suggestions for changes to the next course date.

Reduce number of assignments as part of the exam.

-
1. **Number of first registrations for a course:** First registration = the first time a student registers for a specific course.