

# PUBLISHED COURSE ANALYSIS



Publishing date: 2018-12-10

A course analysis has been carried out and published by the course convener.

The Karlstad University evaluation tool is owned by the Professional Development Unit and is managed by the systems group for educational administration, Student Centre.

*Ecosystems in a Changing World, 15 ETCS cr. (BIAD11)*

*Course convener: John Piccolo*

## Basic LADOK data

Course Code: BIAD11

Application Code: 31085

Semester: HT-18

Start Week: 201835

End Week: 201844

Pace of Study: 100%

Form of Study: Campus

## Course Data

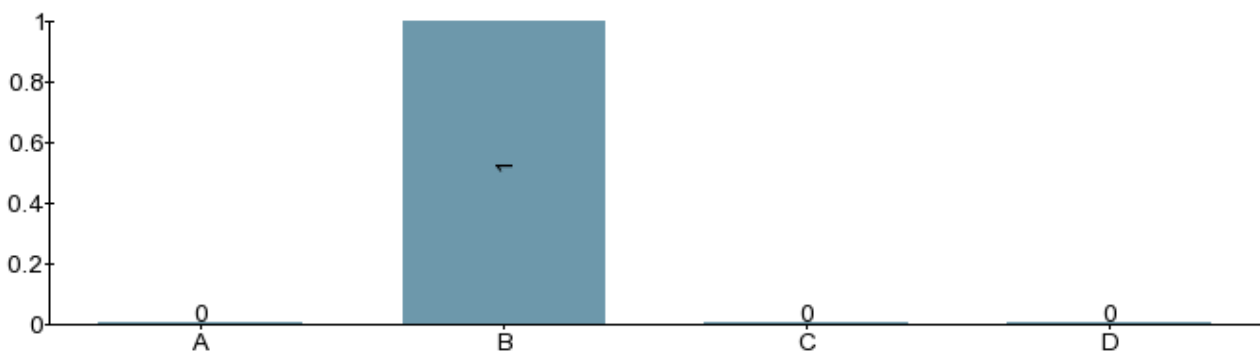
Number of questionnaires answered: 1

Number of first registrations<sup>[1]</sup>: 7

## Changes suggested in the course analysis of the previous course date:

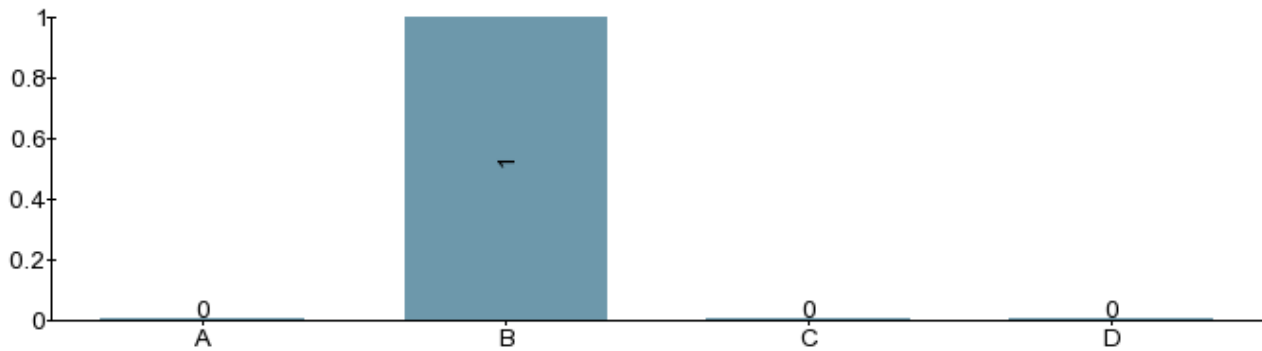
--

1. During the course I developed the knowledge, skills and other competencies described in the learning outcomes.



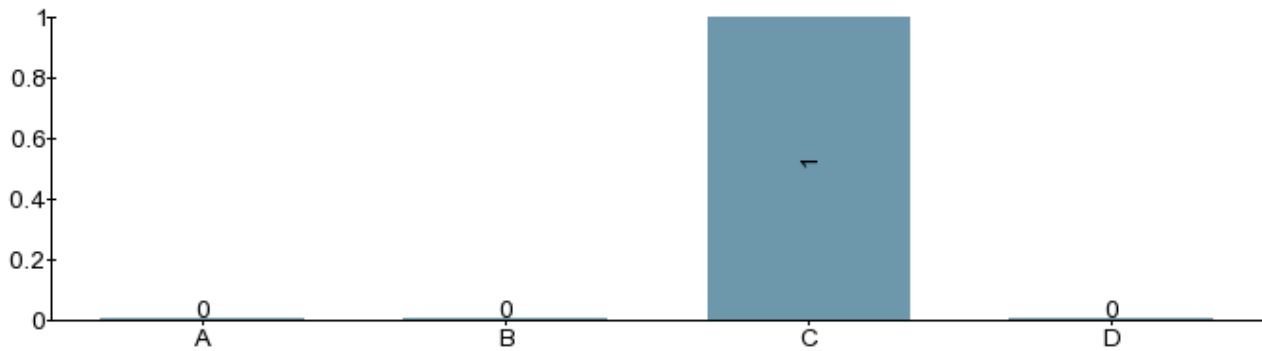
- A) To a very great extent
- B) To a great extent
- C) To a certain extent
- D) To a very little extent/Not at all

2. In the examinations, I had the opportunity to demonstrate if I have acquired the knowledge, skills and other competencies described in the learning outcomes.



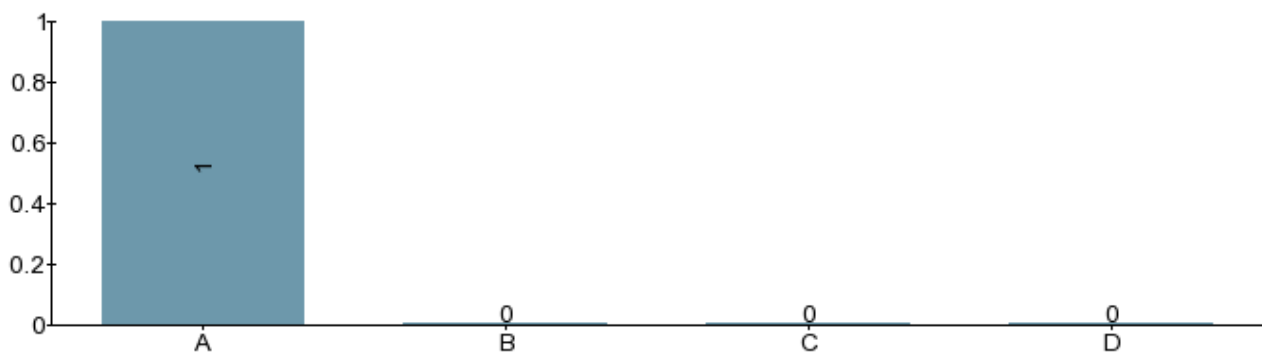
- A) To a very great extent
- B) To a great extent
- C) To a certain extent
- D) To a very little extent/Not at all

3. On average, I spent the following number of hours on coursework per week:



- A) More than 40 hours (or more than 20 hrs at 50% study pace, more than 10 hrs at 25% study pace)
- B) Between 30-39 hours (or between 15-19 at 50% study pace, between 8-10 at 25% study pace)
- C) Between 20-29 hours (or between 10-14 at 50% study pace, between 5-7 at 25% study pace)
- D) Less than 20 hours (or less than 10 at 50% study pace, less than 5 at 25% study pace)

4. During the course, I have found that teachers and other staff have been:



- A) Professional and very accommodating
- B) Professional and accommodating
- C) Professional
- D) Deficient

**should also be analysed here. Any effect of joint courses should be commented on.**

In general the students were satisfied with the course, but the response frequency was very low. It is proposed to improve the distance delivery and give more feedback on the student reports. This was the first year with the new distance learning platforms Zoom and Canvas.

**Suggestions for changes to the next course date.**

Attempt to improve response frequency of the student evaluations and add more current research examples. Give more feedback on the reports, and improve the distance learning delivery.

- 
1. **Number of first registrations for a course:** First registration = the first time a student registers for a specific course.