

PUBLISHED COURSE ANALYSIS



Publishing date: 2021-09-29

A course analysis has been carried out and published by the course convener.

The Karlstad University evaluation tool is owned by the Professional Development Unit and is managed by the systems group for educational administration.

User tests, prototyping and evaluation, 7.5 ECTS cr. (ISGC16)
Course convener: John Sören Pettersson

Basic LADOK data

Course Code: ISGC16
Application Code: 34583
Semester: HT-20
Start Week: 202036
End Week: 202045
Pace of Study: 50%
Form of Study: Campus

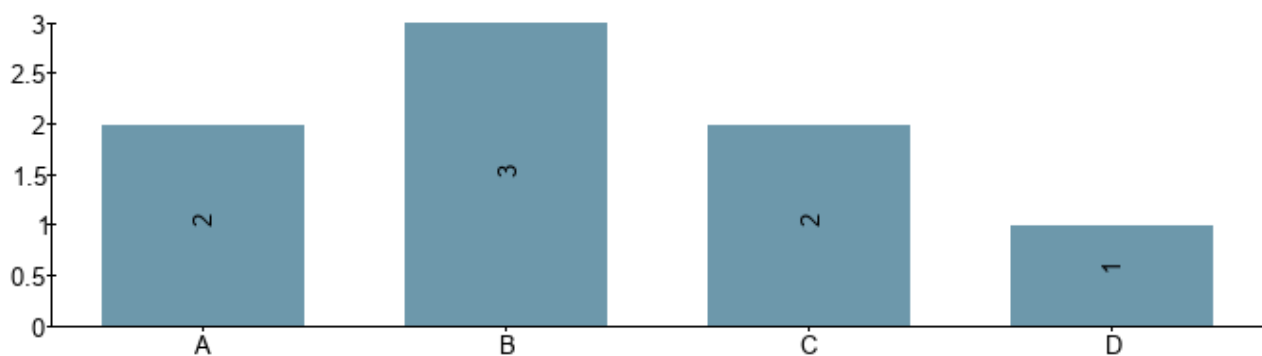
Course Data

Number of questionnaires answered: 8
Number of first registrations^[1]: 30

Changes suggested in the course analysis of the previous course date:

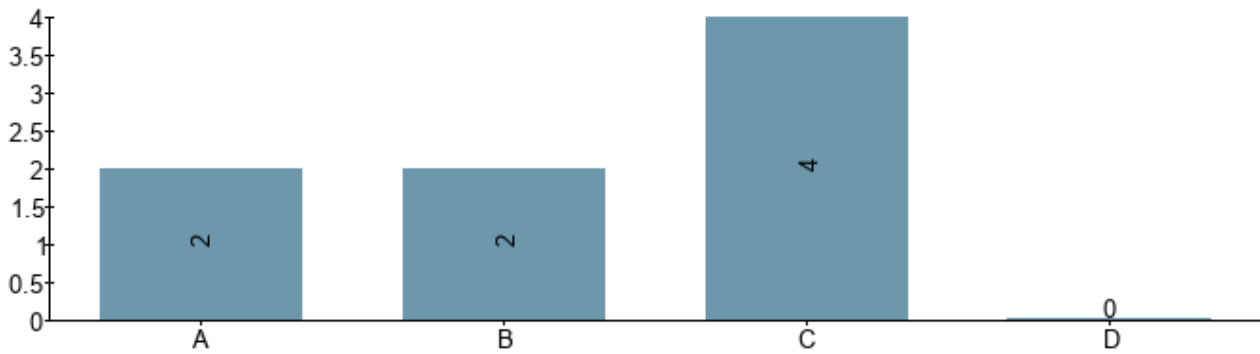
--

1. The contents and structure of the course has supported the achievement of the learning outcomes



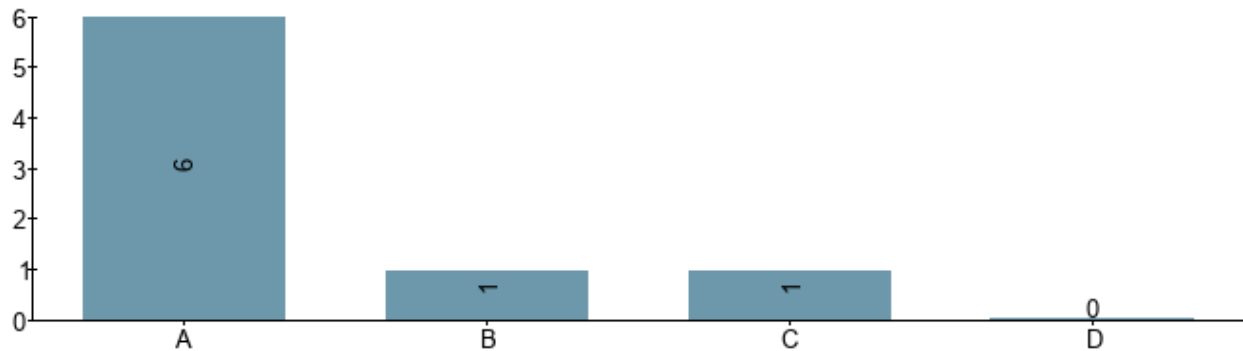
- A) To a very large extent
- B) To a large extent
- C) To some extent
- D) To a little extent or not at all

2. The assessments included in the course have given me the opportunity to demonstrate my achievement of the learning outcomes



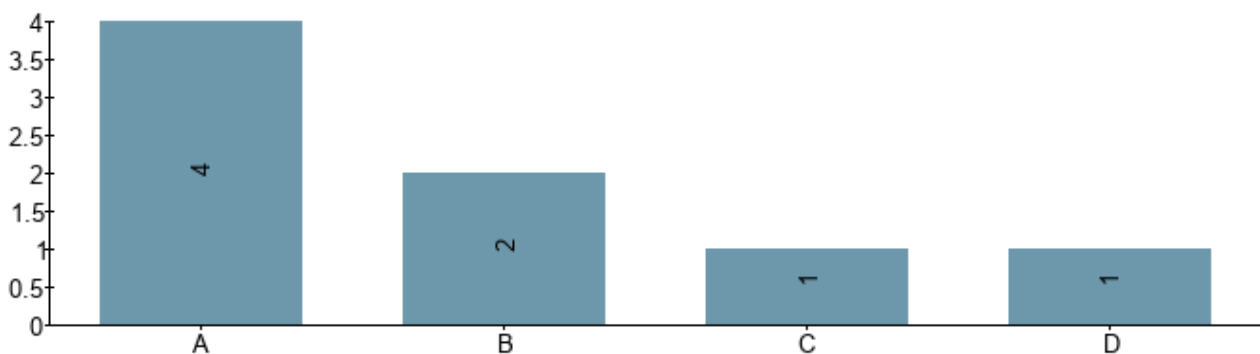
- A) To a very large extent
- B) To a large extent
- C) To some extent
- D) To a little extent or not at all

3. My workload (including scheduled activities and independent work) during the course has been



- A) 40 hours per week or more (or 20 per week or more for courses given as half-time studies, 10 hours or more for courses given as part-time studies)
- B) Between 30 and 39 hours per week (or between 15 and 19 hours for courses given as half-time studies, or between 10 and 14 hours for courses given as part-time studies)
- C) Between 20 and 29 hours per week (or between 10 and 14 hours for courses given as half-time studies, or between 5 and 9 hours for courses given as part-time studies)
- D) Less than 20 hours per week (or less than 10 hours per week for courses given as half-time studies, or less than 5 hours for courses given as part-time studies)

4. During the course, I have experienced the reception from teachers and other staff as professional



- A) To a very large extent
- B) To a large extent
- C) To some extent
- D) To a little extent or not at all

Analysis based on course evaluation, including comments fields. If information has been collected in other ways, it should also be analysed here. Any effect of joint courses should be commented

on.

This year we had no international students, and the comments from students are only in Swedish, why the discussion here is in Swedish.

Flera studenter nämner hög arbetsbelastning överlag, och några nämner allt för kort tid att analysera eyetrackingdata. En annan kritik gällde instruktioner: "Var gärna tydligare med vad exakt det är som ska presenteras - vissa uppgifter hade tydliga instruktioner, andra var mer diffusa på denna punkt". Angående tentan påpekar en student att enkätstudier inte utgjort någon väsentlig del av kursen (rapporten som ingick i tentan valdes p.g.a. att den var kort för att tentanderna skulle hinna analysera data och slutsatser). Tentan lades i år några dagar senare än vanligt för att inte kollidera med examination på annan kurs. Hälften fick VG även om 4 av 28 inte tenderade (kanske pga coronarädsla) och 2 av 30 registrerade följde inte kursen.

Kommentar om saker att behålla: "Det var bra att man fick se alla gruppers feedback och att det fanns kommenterade tentor på Canvas. Det hjälpte en att se var man kunde göra förbättringar även när lärarna kommenterade på andra saker i ens egen rapport. Uppgift 3 där vi granskade andra gruppers rapporter var bra fast det skulle ha varit bättre om vi fått en kopia av deras kommentarer så man kunde läsa dem i efterhand."

Suggestions for changes to the next course date.

Report templates may simplify students work and in the same time demonstrate different designs of evaluation reports. Moreover, if the report of one assignment can be an extension of a previous report this might also lessen the work load (requires a course design like autumn 2020 with several assignments focusing on the same system).

Book more time for eyetracking data analysis.

-
1. **Number of first registrations for a course:** First registration = the first time a student registers for a specific course.