

PUBLISHED COURSE ANALYSIS



Publishing date: 2016-06-03

A course analysis has been carried out and published by the course convener.

The Karlstad University evaluation tool is owned by the Professional Development Unit and is managed by the systems group for educational administration, Student Centre.

Performance Modelling and Simulation, 7.5 ETCS cr. (DVAD05)

Course convener: Johan Garcia

Basic LADOK data

Course Code: DVAD05

Application Code: 26679

Semester: VT-16

Start Week: 201604

End Week: 201613

Pace of Study: 50%

Form of Study: Campus

Course Data

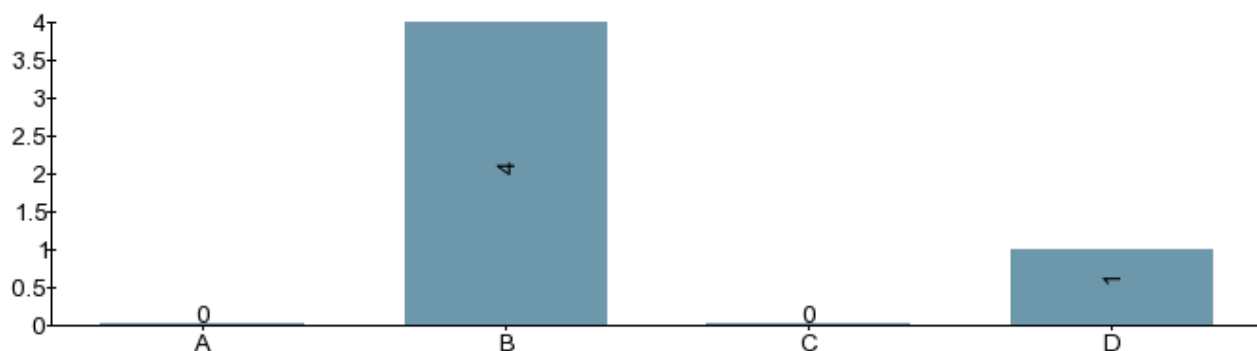
Number of questionnaires answered: 5

Number of first registrations^[1]: 8

Changes suggested in the course analysis of the previous course date:

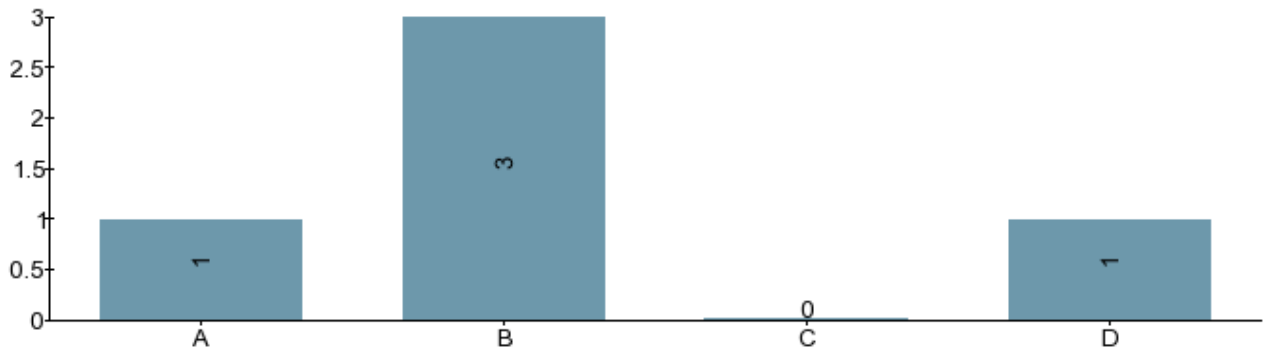
--

1. During the course I developed the knowledge, skills and other competencies described in the learning outcomes.



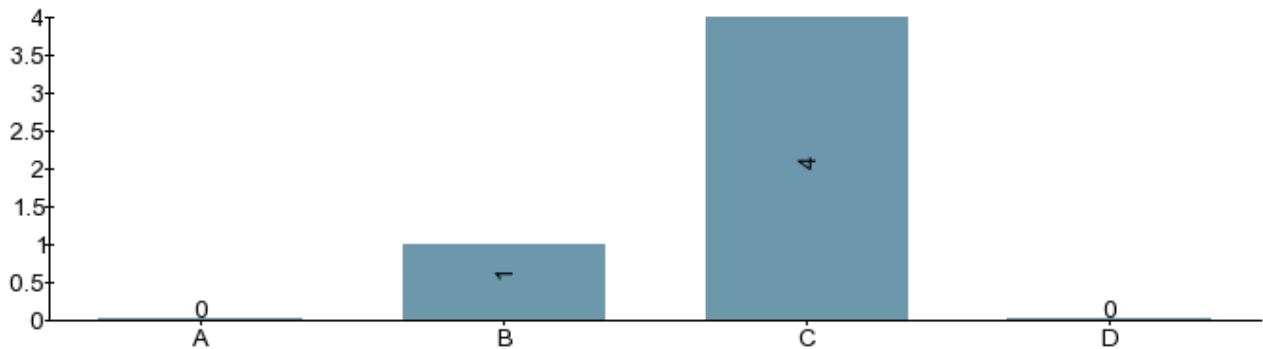
- A) To a very great extent
- B) To a great extent
- C) To a certain extent
- D) To a very little extent/Not at all

2. In the examinations, I had the opportunity to demonstrate if I have acquired the knowledge, skills and other competencies described in the learning outcomes.



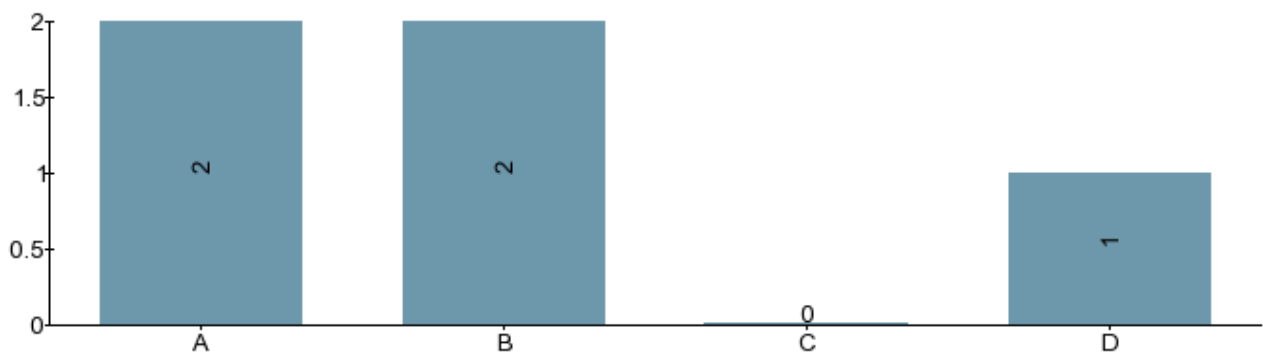
- A) To a very great extent
- B) To a great extent
- C) To a certain extent
- D) To a very little extent/Not at all

3. On average, I spent the following number of hours on coursework per week:



- A) More than 40 hours (or more than 20 hrs at 50% study pace, more than 10 hrs at 25% study pace)
- B) Between 30-39 hours (or between 15-19 at 50% study pace, between 8-10 at 25% study pace)
- C) Between 20-29 hours (or between 10-14 at 50% study pace, between 5-7 at 25% study pace)
- D) Less than 20 hours (or less than 10 at 50% study pace, less than 5 at 25% study pace)

4. During the course, I have found that teachers and other staff have been:



- A) Professional and very accommodating
- B) Professional and accommodating
- C) Professional
- D) Deficient

should also be analysed here. Any effect of joint courses should be commented on.

An additional course evaluation was performed on paper during the last meeting with the students. That evaluation has questions specifically tailored to this course to collect feedback on the different course parts, workloads, examination approaches and tools used in the course. Specifically, feedback was requested on the use of Python and SageMath as programming environment. Student provided feedback on this were very positive.

Suggestions for changes to the next course date.

This was the first year that SageMath was used to distribute and collect hand-ins. It was successful and appreciated both by students and teachers, so will be used next year, and possibly SageMath templates will be created for additional labs.

-
1. **Number of first registrations for a course:** First registration = the first time a student registers for a specific course.