

PUBLISHED COURSE ANALYSIS



Publishing date: 2021-02-15

A course analysis has been carried out and published by the course convener.

The Karlstad University evaluation tool is owned by the Professional Development Unit and is managed by the systems group for educational administration.

Business Simulation and Analytics, 7.5 ETCS cr. (ISGB25)
Course convener: Henrik Andersson

Basic LADOK data

Course Code: ISGB25
Application Code: 36567
Semester: HT-20
Start Week: 202046
End Week: 202102
Pace of Study: 50%
Form of Study: Campus

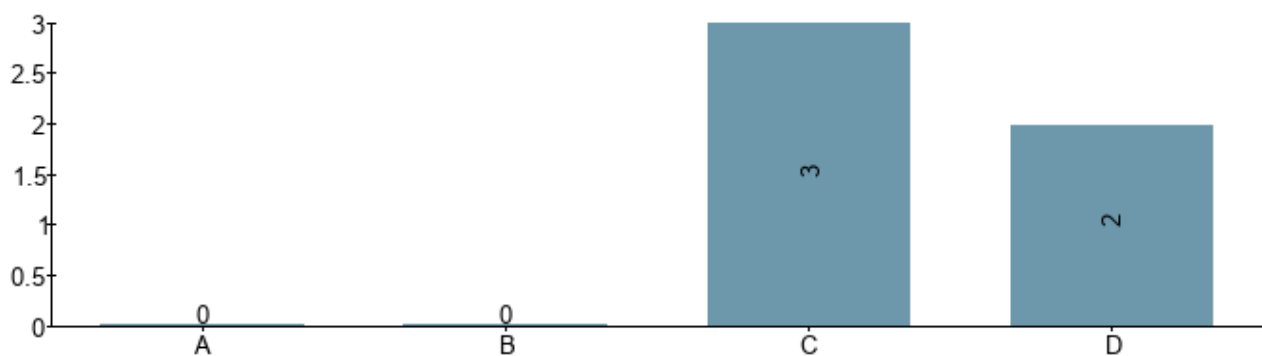
Course Data

Number of questionnaires answered: 5
Number of first registrations^[1]: 15

Changes suggested in the course analysis of the previous course date:

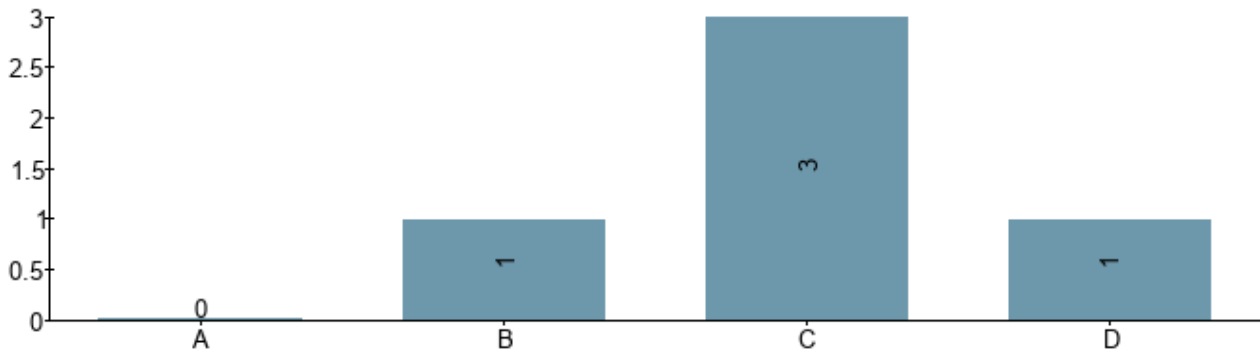
--

1. The contents and structure of the course has supported the achievement of the learning outcomes



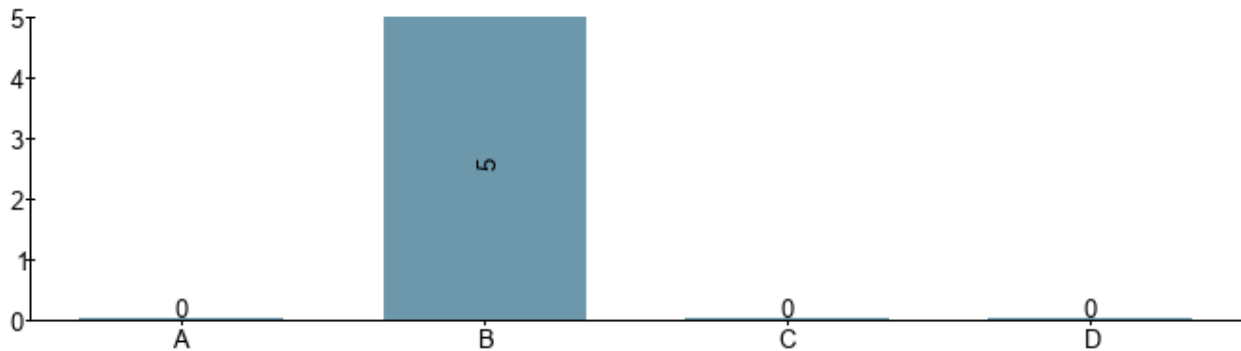
- A) To a very large extent
- B) To a large extent
- C) To some extent
- D) To a little extent or not at all

2. The assessments included in the course have given me the opportunity to demonstrate my achievement of the learning outcomes



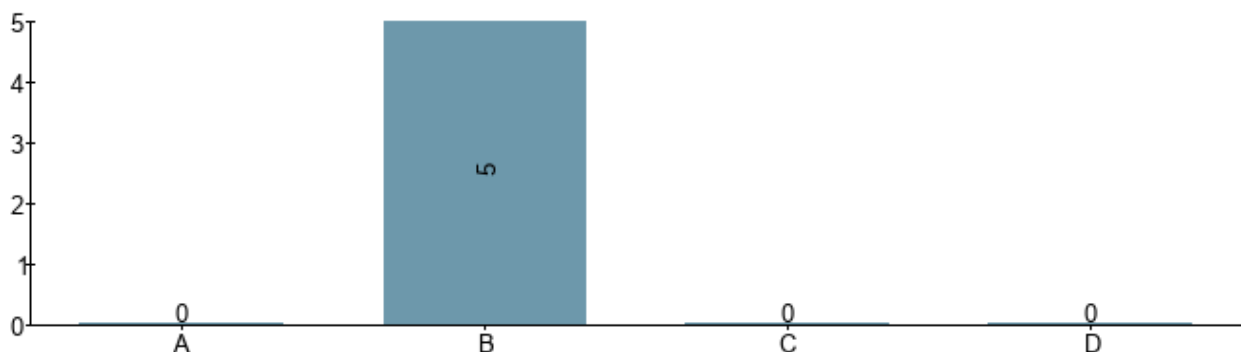
- A) To a very large extent
- B) To a large extent
- C) To some extent
- D) To a little extent or not at all

3. My workload (including scheduled activities and independent work) during the course has been



- A) 40 hours per week or more (or 20 per week or more for courses given as half-time studies, 10 hours or more for courses given as part-time studies)
- B) Between 30 and 39 hours per week (or between 15 and 19 hours for courses given as half-time studies, or between 8 and 9 hours for courses given as part-time studies)
- C) Between 20 and 29 hours per week (or between 10 and 14 hours for courses given as half-time studies, or between 5 and 7 hours for courses given as part-time studies)
- D) Less than 20 hours per week (or less than 10 hours per week for courses given as half-time studies, or less than 5 hours for courses given as part-time studies)

4. During the course, I have experienced the reception from teachers and other staff as professional



- A) To a very large extent
- B) To a large extent
- C) To some extent
- D) To a little extent or not at all

Analysis based on course evaluation, including comments fields. If information has been collected in other ways, it should also be analysed here. Any effect of joint courses should be commented

on.

5 out of 15 students answered the survey. The first time the course was held. Some students struggled with the relation between course content and learning outcomes. Also the structure of the course wasn't clear to everyone. The students asked for more own work during the lab sessions.

Suggestions for changes to the next course date.

Several new sessions added:

1 session to Case study 2 (a follow-up session)

1 session to Visma

1 session Business analytics techniques

1 session to Tableau

More information regarding the connection between learning goals and course content/elements + course structure.

-
1. **Number of first registrations for a course:** First registration = the first time a student registers for a specific course.