

# PUBLISHED COURSE ANALYSIS



Publishing date: 2018-08-22

A course analysis has been carried out and published by the course convener.

The Karlstad University evaluation tool is owned by the Professional Development Unit and is managed by the systems group for educational administration, Student Centre.

*Economics - continuation course, 30 ETCS cr. (NEGB01)*

*Course convener: Katarina Katz*

## Basic LADOK data

Course Code: NEGB01

Application Code: 30739

Semester: VT-18

Start Week: 201804

End Week: 201823

Pace of Study: 100%

Form of Study: Campus

## Course Data

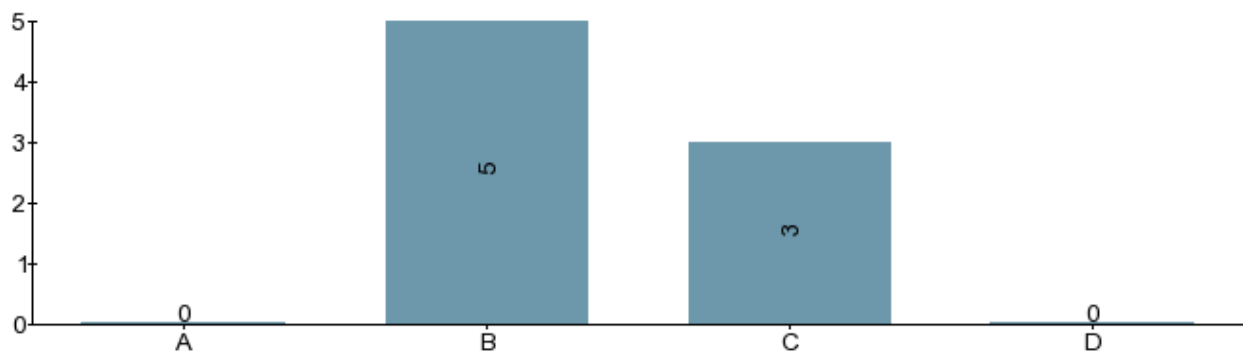
Number of questionnaires answered: 8

Number of first registrations<sup>[1]</sup>: 37

## Changes suggested in the course analysis of the previous course date:

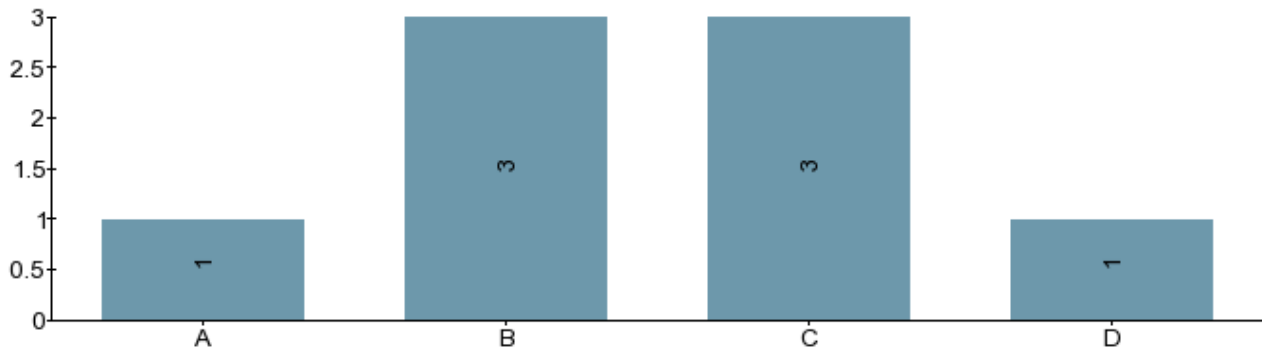
--See below.

1. During the course I developed the knowledge, skills and other competencies described in the learning outcomes.



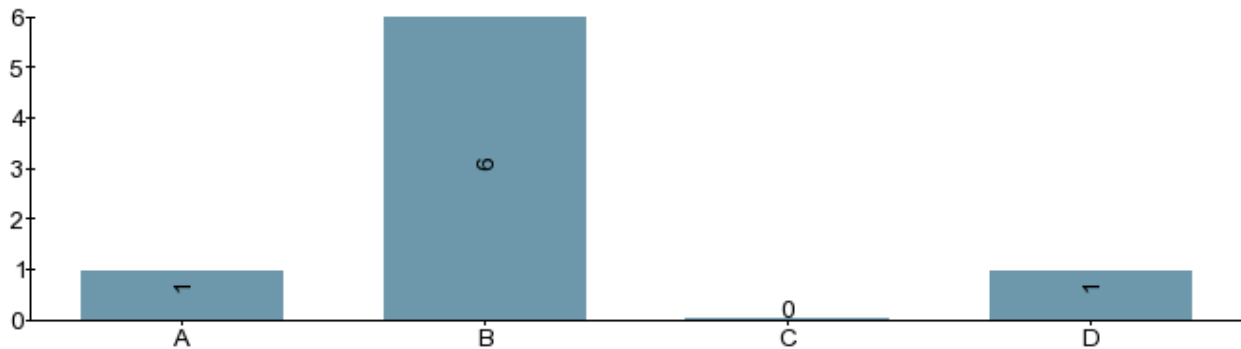
- A) To a very great extent
- B) To a great extent
- C) To a certain extent
- D) To a very little extent/Not at all

2. In the examinations, I had the opportunity to demonstrate if I have acquired the knowledge, skills and other competencies described in the learning outcomes.



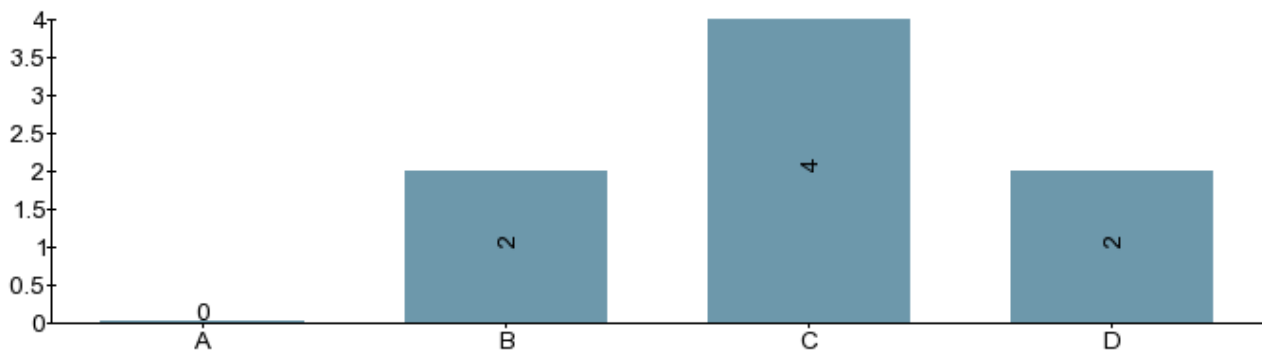
- A) To a very great extent
- B) To a great extent
- C) To a certain extent
- D) To a very little extent/Not at all

3. On average, I spent the following number of hours on coursework per week:



- A) More than 40 hours (or more than 20 hrs at 50% study pace, more than 10 hrs at 25% study pace)
- B) Between 30-39 hours (or between 15-19 at 50% study pace, between 8-10 at 25% study pace)
- C) Between 20-29 hours (or between 10-14 at 50% study pace, between 5-7 at 25% study pace)
- D) Less than 20 hours (or less than 10 at 50% study pace, less than 5 at 25% study pace)

4. During the course, I have found that teachers and other staff have been:



- A) Professional and very accommodating
- B) Professional and accommodating
- C) Professional
- D) Deficient

**should also be analysed here. Any effect of joint courses should be commented on.**

The evaluation was less positive than those from previous terms. With such a low response rate (22 %) it is difficult to say whether it is representative. Also the present format for course evaluations is unsuitable for a course that consists of five separate parts, taught by different teachers. The comments about separating the econometrics and macro courses will be passed on to the relevant teachers, as well as the request for more guidance for the essay.

**Suggestions for changes to the next course date.**

See above.

- 
1. **Number of first registrations for a course:** First registration = the first time a student registers for a specific course.