

PUBLISHED COURSE ANALYSIS



Publishing date: 2016-09-19

A course analysis has been carried out and published by the course convener.

The Karlstad University evaluation tool is owned by the Professional Development Unit and is managed by the systems group for educational administration, Student Centre.

Web Design and Digital Imaging, 15 ETCS cr. (MKGA43)

Course convener: Håkan Liljegren

Basic LADOK data

Course Code: MKGA43

Application Code: 26642

Semester: VT-16

Start Week: 201604

End Week: 201623

Pace of Study: 50%

Form of Study: Campus

Course Data

Number of questionnaires answered: 12

Number of first registrations^[1]: 32

Changes suggested in the course analysis of the previous course date:

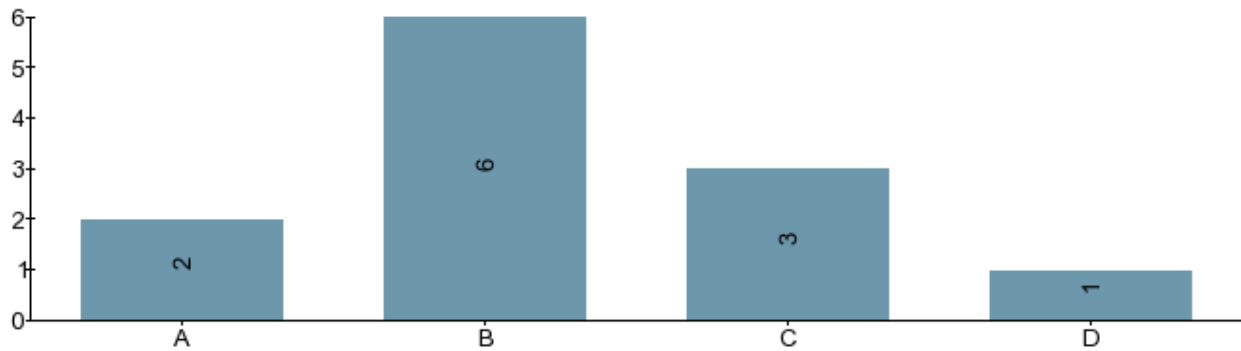
More coherent assignments in between Digital Imaging and Web Design.

Last analysis:

Hard to draw any conclusions based on zero answers. When talking to the students at the end of the course we had some feedback about that the web part was much harder than the digital imaging part. The analysis here is that many of the students had some prior knowledge in that area but no or very little experience in web development.

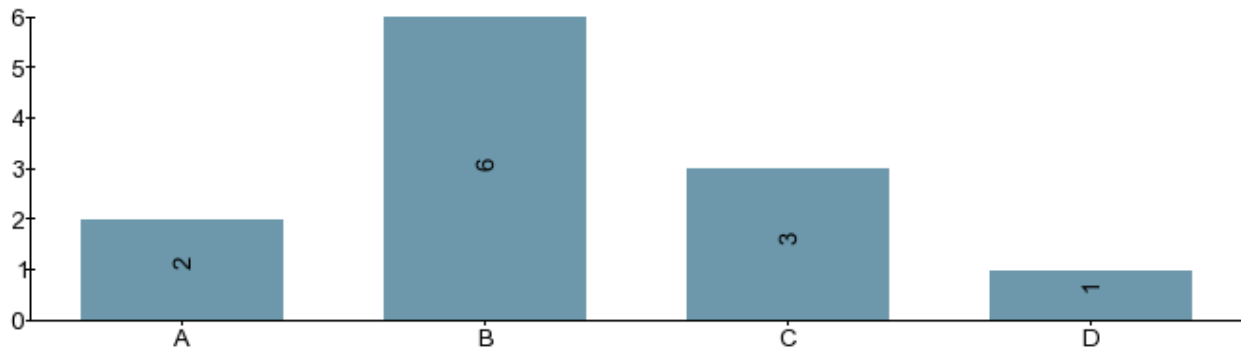
There were also some students who gave the opinion about that the two courses felt a bit separated.

1. During the course I developed the knowledge, skills and other competencies described in the learning outcomes.



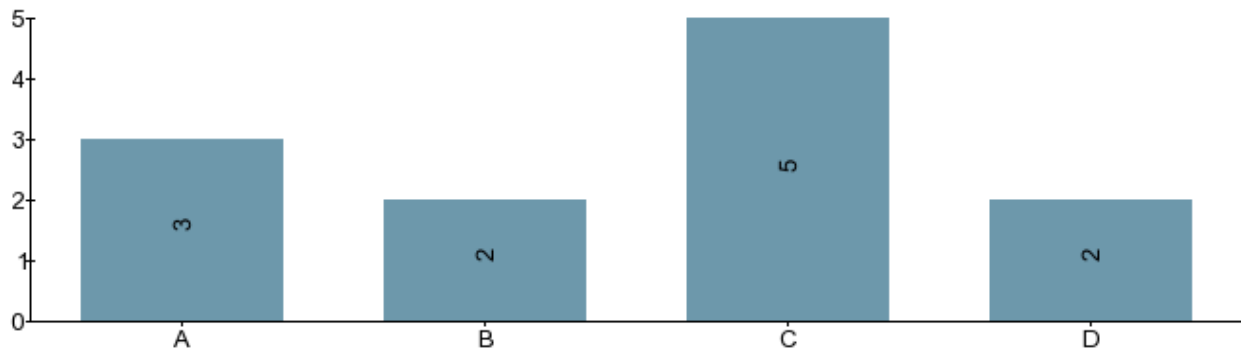
- A) To a very great extent
- B) To a great extent
- C) To a certain extent
- D) To a very little extent/Not at all

2. In the examinations, I had the opportunity to demonstrate if I have acquired the knowledge, skills and other competencies described in the learning outcomes.



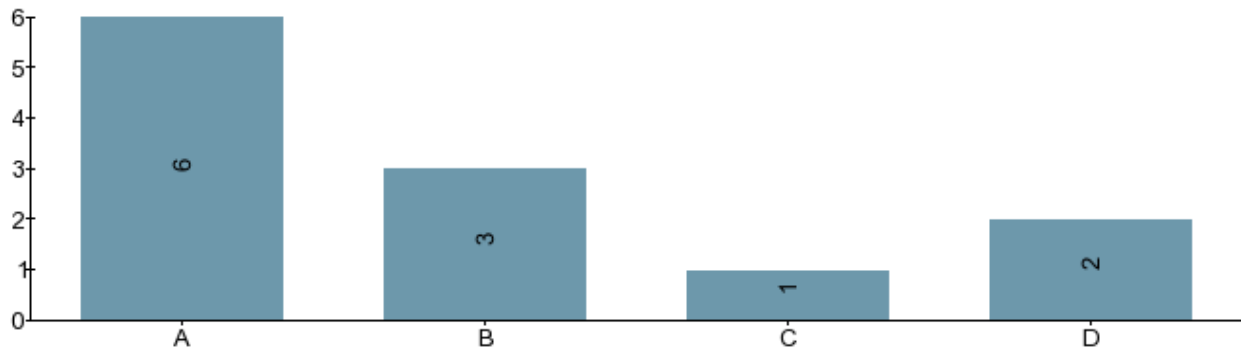
- A) To a very great extent
- B) To a great extent
- C) To a certain extent
- D) To a very little extent/Not at all

3. On average, I spent the following number of hours on coursework per week:



- A) More than 40 hours (or more than 20 hrs at 50% study pace, more than 10 hrs at 25% study pace)
- B) Between 30-39 hours (or between 15-19 at 50% study pace, between 8-10 at 25% study pace)
- C) Between 20-29 hours (or between 10-14 at 50% study pace, between 5-7 at 25% study pace)
- D) Less than 20 hours (or less than 10 at 50% study pace, less than 5 at 25% study pace)

4. During the course, I have found that teachers and other staff have been:



- A) Professional and very accommodating
- B) Professional and accommodating
- C) Professional
- D) Deficient

Analysis based on course evaluation, including comments fields. If information has been collected in other ways, it should also be analysed here. Any effect of joint courses should be commented on.

The spring course had too many students at start and even after some dropouts we still were too many, that of course gave less time / student which of course is not good. The students wanted to have a more coherent structure which is on its way but that was not in place for this course.

Web Design is always a moving target and we have already moved some parts from CSS / HTML to learning a CMS (WordPress) instead. In the current state of the web I think it will be hard to move even more time from the coding part into CMS as one student suggests.

Suggestions for changes to the next course date.

Try to move some parts of the web development into the digital imaging. E.g. practice on creating a web layout in Photoshop. That will make the two parts more combined and will free some time from the web part.

Make mandatory exercises in the web part.

1. **Number of first registrations for a course:** First registration = the first time a student registers for a specific course.