

# PUBLISHED COURSE ANALYSIS



Publishing date: 2019-02-04

A course analysis has been carried out and published by the course convener.

The Karlstad University evaluation tool is owned by the Professional Development Unit and is managed by the systems group for educational administration, Student Centre.

*Computer Engineering Project, 15.0 ETCS cr. (DVAE08)*

*Course convener: Lothar Fritsch*

## Basic LADOK data

Course Code: DVAE08

Application Code: 31387

Semester: HT-18

Start Week: 201835

End Week: 201903

Pace of Study: 50%

Form of Study: Campus

## Course Data

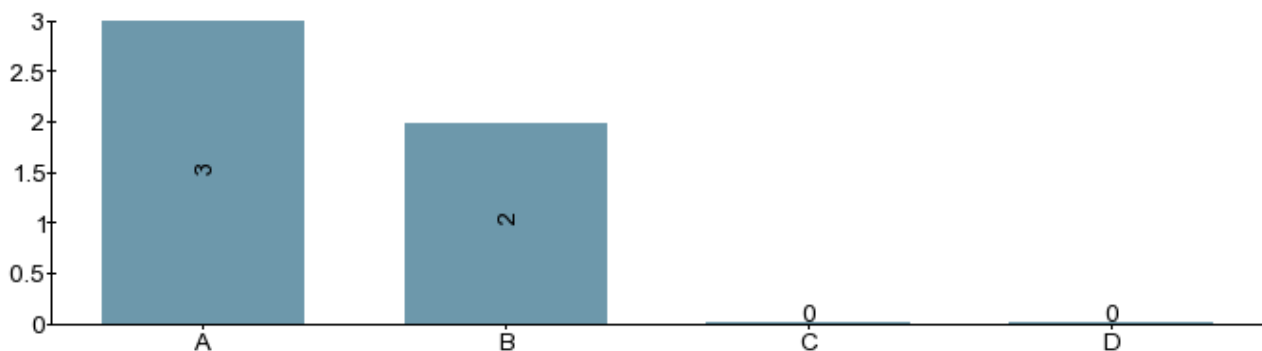
Number of questionnaires answered: 5

Number of first registrations<sup>[1]</sup>: 10

## Changes suggested in the course analysis of the previous course date:

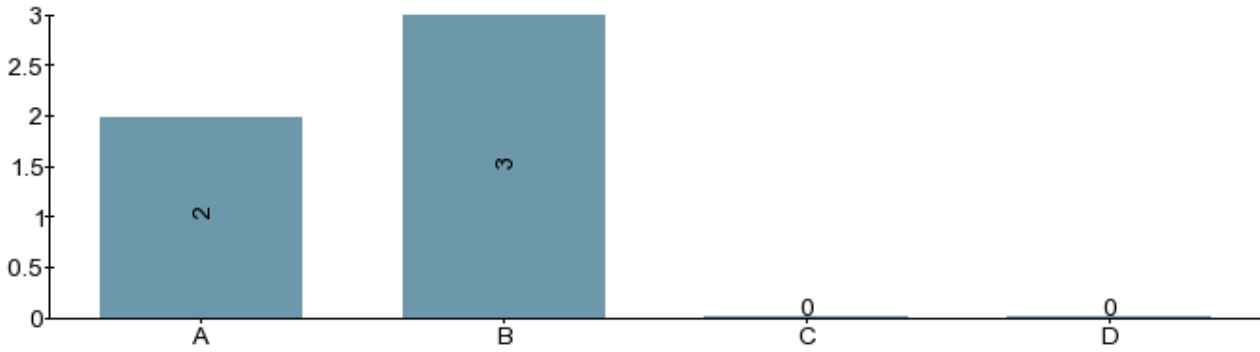
--

1. During the course I developed the knowledge, skills and other competencies described in the learning outcomes.



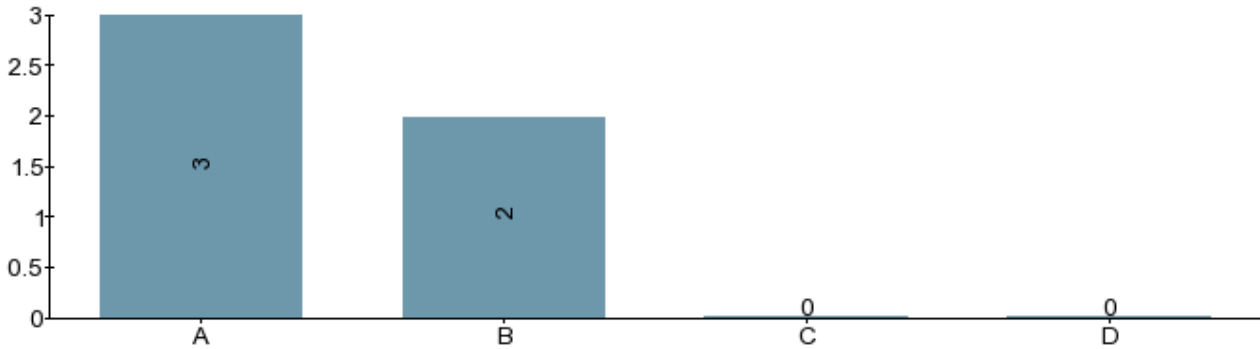
- A) To a very great extent
- B) To a great extent
- C) To a certain extent
- D) To a very little extent/Not at all

2. In the examinations, I had the opportunity to demonstrate if I have acquired the knowledge, skills and other competencies described in the learning outcomes.



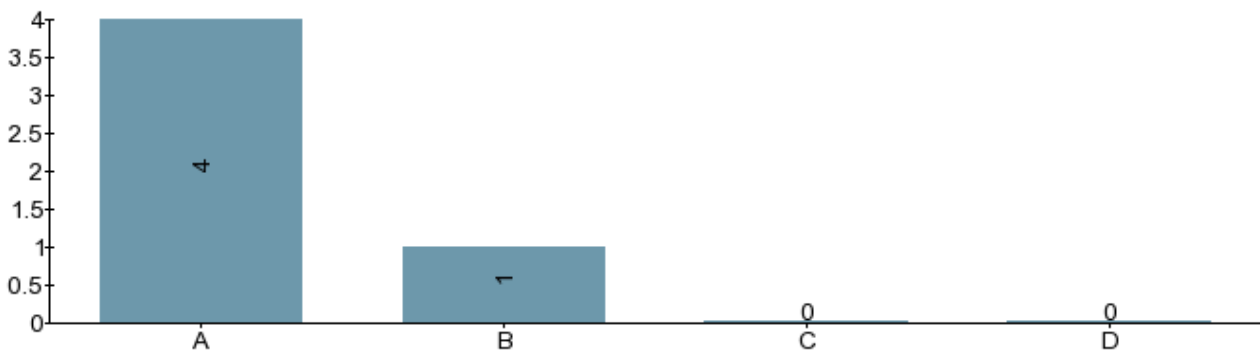
- A) To a very great extent
- B) To a great extent
- C) To a certain extent
- D) To a very little extent/Not at all

3. On average, I spent the following number of hours on coursework per week:



- A) More than 40 hours (or more than 20 hrs at 50% study pace, more than 10 hrs at 25% study pace)
- B) Between 30-39 hours (or between 15-19 at 50% study pace, between 8-10 at 25% study pace)
- C) Between 20-29 hours (or between 10-14 at 50% study pace, between 5-7 at 25% study pace)
- D) Less than 20 hours (or less than 10 at 50% study pace, less than 5 at 25% study pace)

4. During the course, I have found that teachers and other staff have been:



- A) Professional and very accommodating
- B) Professional and accommodating
- C) Professional
- D) Deficient

**should also be analysed here. Any effect of joint courses should be commented on.**

The nearly 50% of the students who responded were satisfied with the course.

From the feedback it is evident that the students with grading performance indicators for the project planning, management and result. Those indicators are put into the reports (project plan diagram, design diagrams, implementation description).

**Suggestions for changes to the next course date.**

Possibly, the students would feel that the actual project work hours will be better addressed in final grading if we made then a score sheet for planning/research/design/implementation available - or possibly produced a mapping between course learning goals and project activities.

---

1. **Number of first registrations for a course:** First registration = the first time a student registers for a specific course.