

PUBLISHED COURSE ANALYSIS



Publishing date: 2022-01-04

A course analysis has been carried out and published by the course convener.

The Karlstad University evaluation tool is owned by the Professional Development Unit and is managed by the systems group for educational administration.

Web Design I, 15.0 ECTS cr. (MKGA63)

Course convener: Mia Toresson Runemark

Basic LADOK data

Course Code: MKGA63

Application Code: 37999

Semester: HT-21

Start Week: 202135

End Week: 202144

Pace of Study: 100%

Form of Study: Campus

Course Data

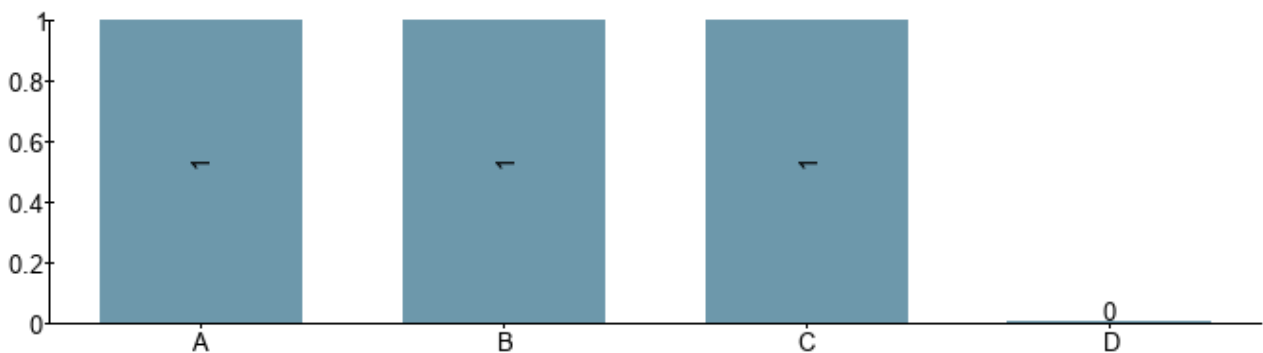
Number of questionnaires answered: 3

Number of first registrations^[1]: 13

Changes suggested in the course analysis of the previous course date:

--

1. The contents and structure of the course has supported the achievement of the learning outcomes



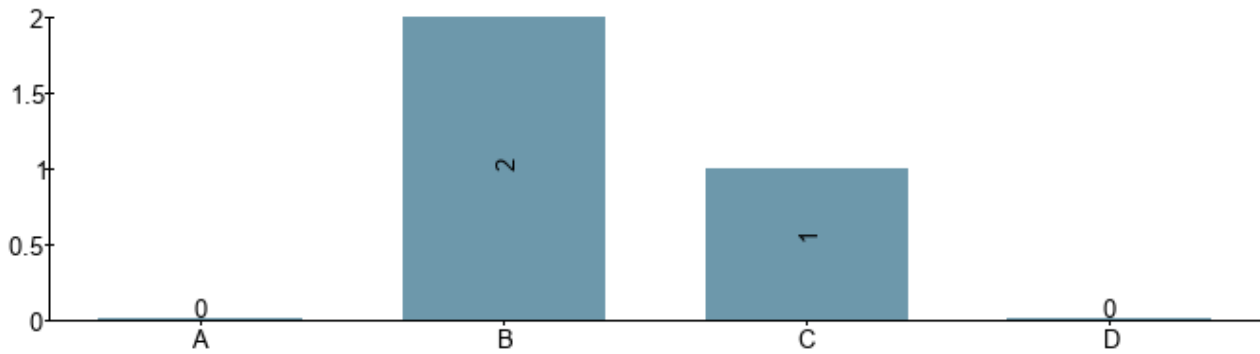
A) To a very large extent

B) To a large extent

C) To some extent

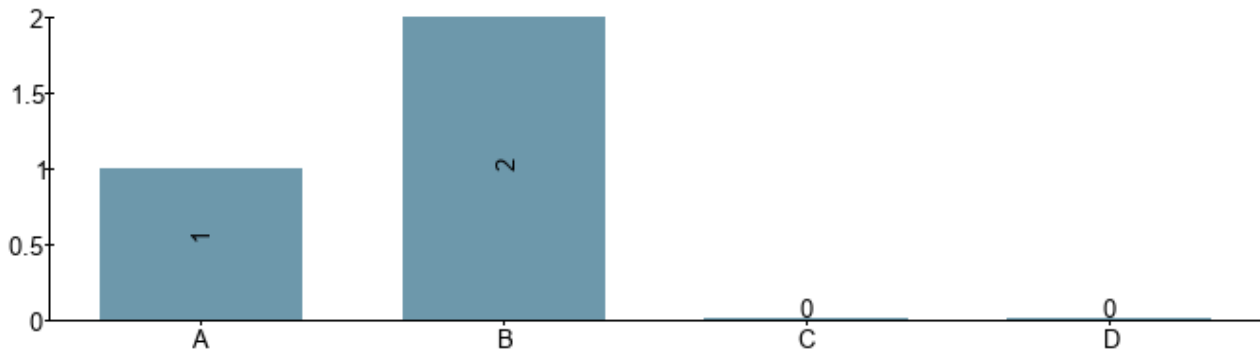
D) To a little extent or not at all

2. The assessments included in the course have given me the opportunity to demonstrate my achievement of the learning outcomes



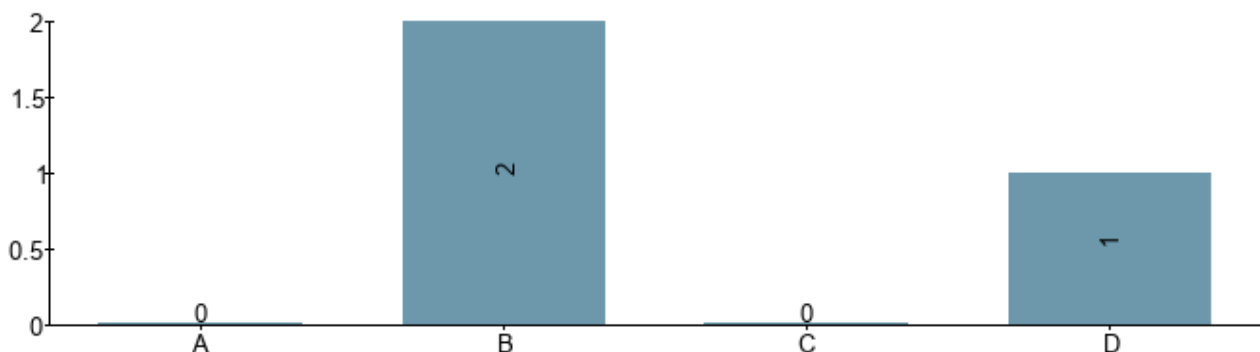
- A) To a very large extent
- B) To a large extent
- C) To some extent
- D) To a little extent or not at all

3. My workload (including scheduled activities and independent work) during the course has been



- A) 40 hours per week or more (or 20 per week or more for courses given as half-time studies, 10 hours or more for cour
- B) Between 30 and 39 hours per week (or between 15 and 19 hours for courses given as half-time studies, or between 8
- C) Between 20 and 29 hours per week (or between 10 and 14 hours for courses given as half-time studies, or between 5
- D) Less than 20 hours per week (or less than 10 hours per week for courses given as half-time studies, or less than 5 h

4. During the course, I have experienced the reception from teachers and other staff as professional



- A) To a very large extent
- B) To a large extent
- C) To some extent
- D) To a little extent or not at all

Analysis based on course evaluation, including comments fields. If information has been collected in other ways, it should also be analysed here. Any effect of joint courses should be commented

on.

The course have, due to the pandemic, been gamified and we work in a wordpress site called Design Inc during the whole course. And the students also develop the Design Inc site as one exercise in the course. This was the second time the course was held in this form. We see benefits in the library of filmed material we have produced, and the students also seem to like this. We also see that we need to further develop the course, to reach its full potential. We are not there yet. 3 of 13 students gave us feedback in the evaluation, which is a low number, but gives us some guidance on the direction of the continuing development work, but not much more.

Suggestions for changes to the next course date.

Development will continue in parts in need of that.

-
1. **Number of first registrations for a course:** First registration = the first time a student registers for a specific course.