

PUBLISHED COURSE ANALYSIS



Publishing date: 2022-02-07

A course analysis has been carried out and published by the course convener.

The Karlstad University evaluation tool is owned by the Professional Development Unit and is managed by the systems group for educational administration.

Business by Web and Web Analytics, 7.5 ECTS cr. (ISGA97)
Course convener: John Sören Pettersson

Basic LADOK data

Course Code: ISGA97
Application Code: 38905
Semester: HT-21
Start Week: 202145
End Week: 202202
Pace of Study: 50%
Form of Study: Distans

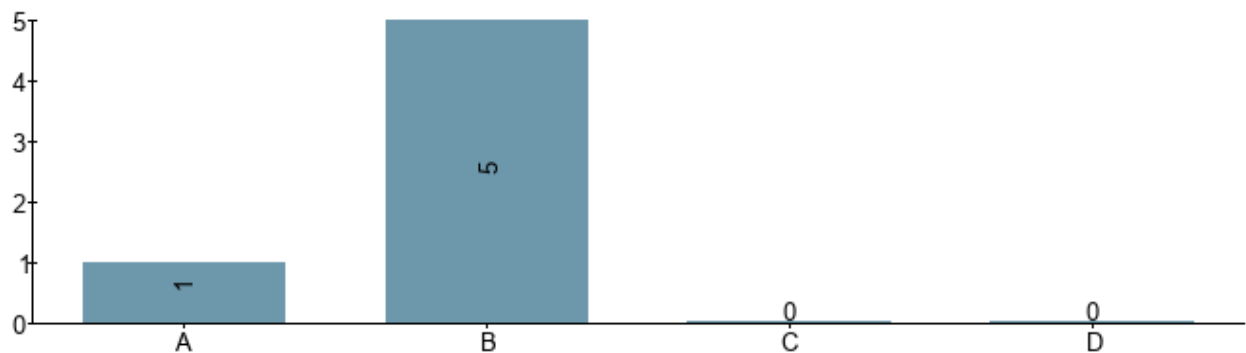
Course Data

Number of questionnaires answered: 6
Number of first registrations^[1]: 38

Changes suggested in the course analysis of the previous course date:

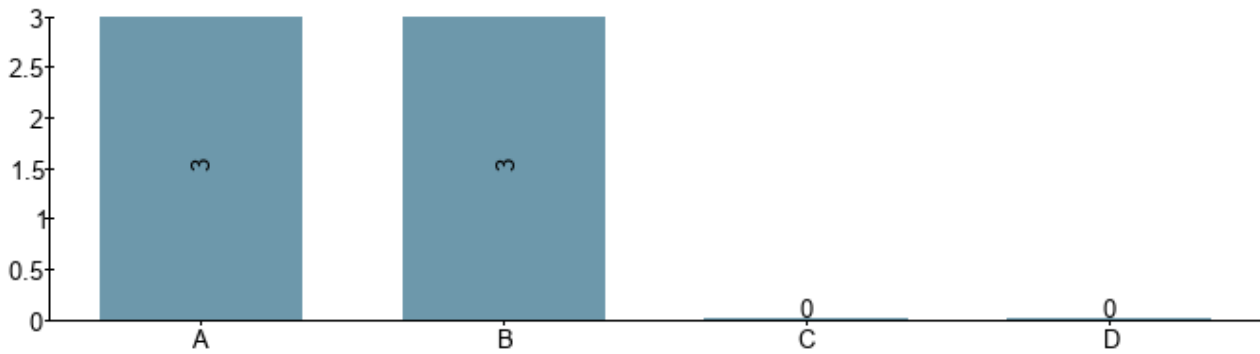
--

1. The contents and structure of the course has supported the achievement of the learning outcomes



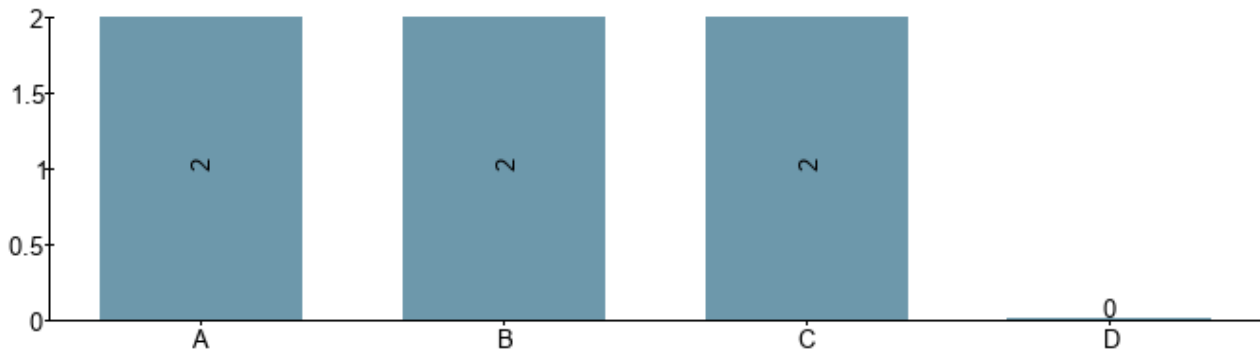
- A) To a very large extent
- B) To a large extent
- C) To some extent
- D) To a little extent or not at all

2. The assessments included in the course have given me the opportunity to demonstrate my achievement of the learning outcomes



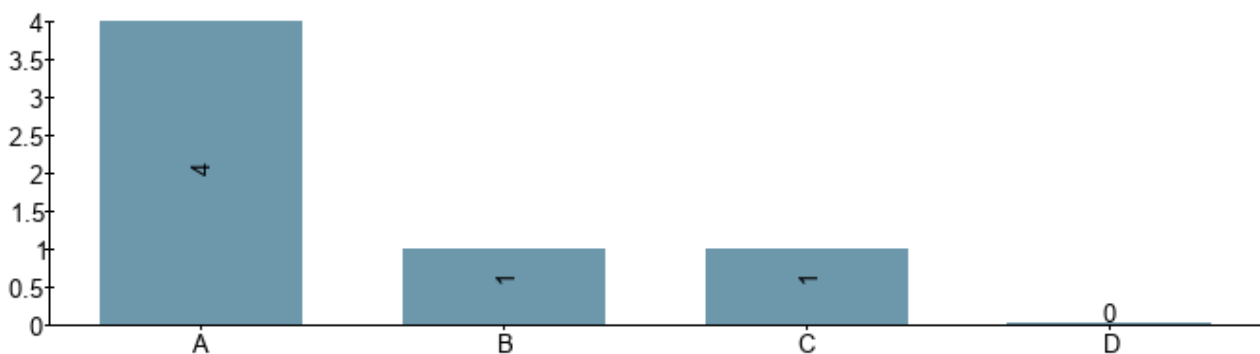
- A) To a very large extent
- B) To a large extent
- C) To some extent
- D) To a little extent or not at all

3. My workload (including scheduled activities and independent work) during the course has been



- A) 40 hours per week or more (or 20 per week or more for courses given as half-time studies, 10 hours or more for courses given as part-time studies)
- B) Between 30 and 39 hours per week (or between 15 and 19 hours for courses given as half-time studies, or between 10 and 14 hours for courses given as part-time studies)
- C) Between 20 and 29 hours per week (or between 10 and 14 hours for courses given as half-time studies, or between 5 and 9 hours for courses given as part-time studies)
- D) Less than 20 hours per week (or less than 10 hours per week for courses given as half-time studies, or less than 5 hours for courses given as part-time studies)

4. During the course, I have experienced the reception from teachers and other staff as professional



- A) To a very large extent
- B) To a large extent
- C) To some extent
- D) To a little extent or not at all

Analysis based on course evaluation, including comments fields. If information has been collected in other ways, it should also be analysed here. Any effect of joint courses should be commented

on.

"1. High presence from teachers in Canvas discussion board, quick replies from teachers 2. Nice to have live presentations of our essays 3. the book "Don't make me think!" was very good - keep it!"

Suggestions for change. Analytics: "The workshops we had for this was messy [...] The part with the quizzes didn't work well either, we got responses very late". Template: "some of the modifications were complicated to achieve in the newer version of word." Indeed, but this depends on Word. But we are constantly updating the template. Reference format is always different between different publishers so our students must learn to think the references through.

Suggestions for changes to the next course date.

Check feedback loop if quizzes are used. Continue to revise the template (and instructions).

-
1. **Number of first registrations for a course:** First registration = the first time a student registers for a specific course.