

# PUBLISHED COURSE ANALYSIS



Publishing date: 2019-05-14

A course analysis has been carried out and published by the course convener.

The Karlstad University evaluation tool is owned by the Professional Development Unit and is managed by the systems group for educational administration.

*Introductory Statistics and Regression Analysis, 15.0 ETCS cr. (STGA14)*

*Course convener: Jari Appelgren*

## Basic LADOK data

Course Code: STGA14

Application Code: 32736

Semester: VT-19

Start Week: 201904

End Week: 201913

Pace of Study: 100%

Form of Study: Campus

## Course Data

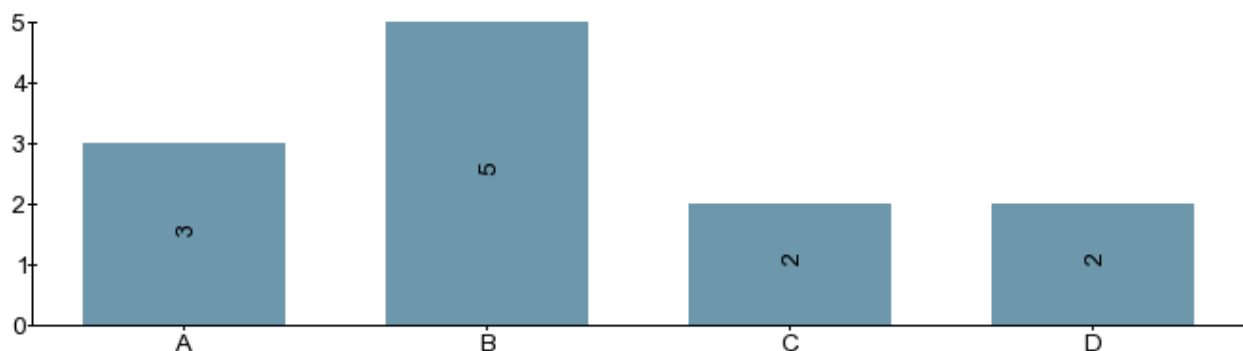
Number of questionnaires answered: 12

Number of first registrations<sup>[1]</sup>: 32

## Changes suggested in the course analysis of the previous course date:

Further development of the lecture and material related to the assignment, especially about SPSS might be needed next year.

1. During the course I developed the knowledge, skills and other competencies described in the learning outcomes.



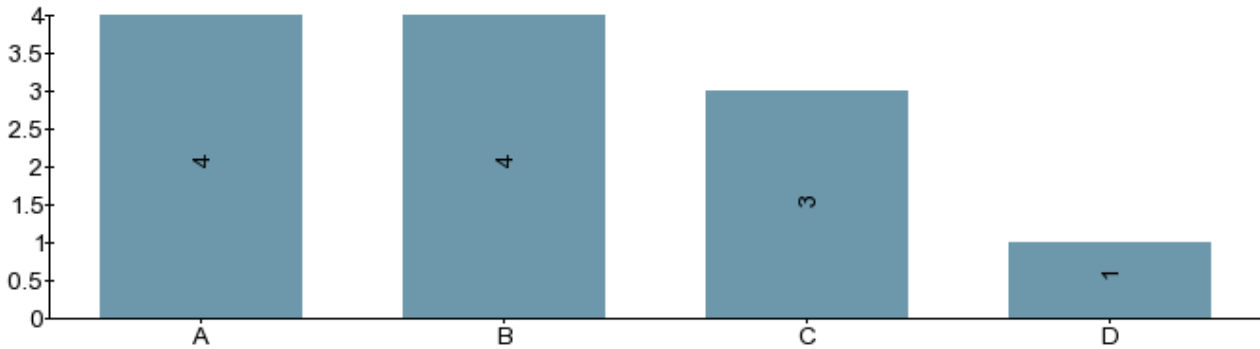
A) To a very great extent

B) To a great extent

C) To a certain extent

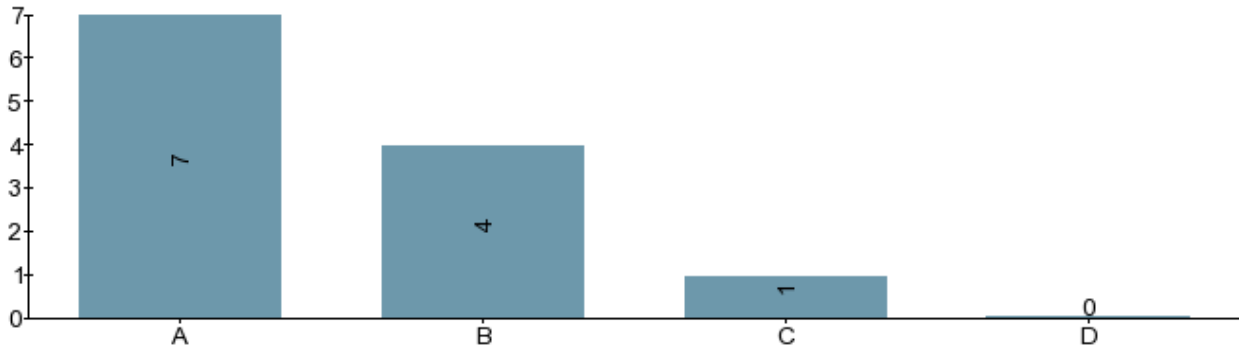
D) To a very little extent/Not at all

2. In the examinations, I had the opportunity to demonstrate if I have acquired the knowledge, skills and other competencies described in the learning outcomes.



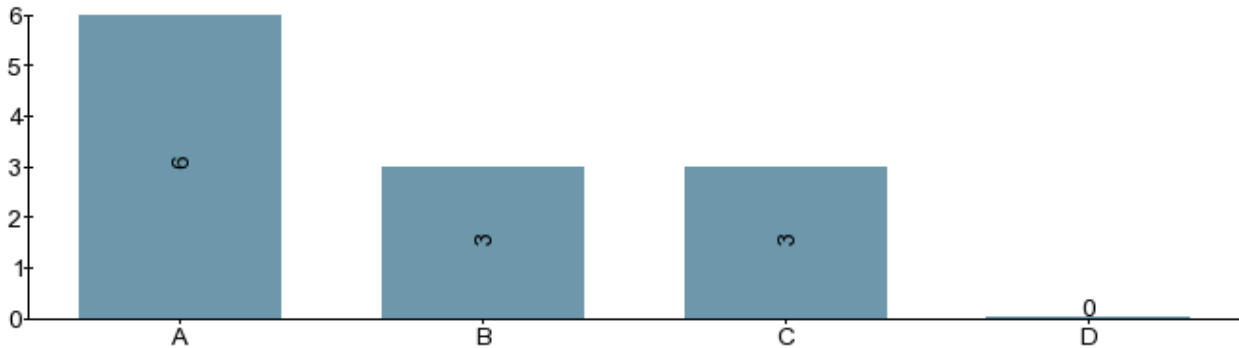
- A) To a very great extent
- B) To a great extent
- C) To a certain extent
- D) To a very little extent/Not at all

3. On average, I spent the following number of hours on coursework per week:



- A) More than 40 hours (or more than 20 hrs at 50% study pace, more than 10 hrs at 25% study pace)
- B) Between 30-39 hours (or between 15-19 at 50% study pace, between 8-10 at 25% study pace)
- C) Between 20-29 hours (or between 10-14 at 50% study pace, between 5-7 at 25% study pace)
- D) Less than 20 hours (or less than 10 at 50% study pace, less than 5 at 25% study pace)

4. During the course, I have found that teachers and other staff have been:



- A) Professional and very accommodating
- B) Professional and accommodating
- C) Professional
- D) Deficient

**should also be analysed here. Any effect of joint courses should be commented on.**

Generally good results, and there is room for more improvement. Note that this year was a change in teachers, but also going down from three to two teacher. In addition to this, also the focus between teachers has been changed compare to previous years. It seems to have worked well, but some changes might still be needed.

**Suggestions for changes to the next course date.**

More development on the lectures and material related to the assignment should continue. SPSS material can always be improved in some sense.

- 
1. **Number of first registrations for a course:** First registration = the first time a student registers for a specific course.