

PUBLISHED COURSE ANALYSIS



Publishing date: 2017-03-31

A course analysis has been carried out and published by the course convener.

The Karlstad University evaluation tool is owned by the Professional Development Unit and is managed by the systems group for educational administration, Student Centre.

Service Management and Information Technology: e-Business, 15 ETCS cr. (ISGC07)

Course convener: Odd Fredriksson

Basic LADOK data

Course Code: ISGC07

Application Code: 28581

Semester: HT-16

Start Week: 201635

End Week: 201644

Pace of Study: 100%

Form of Study: Campus

Course Data

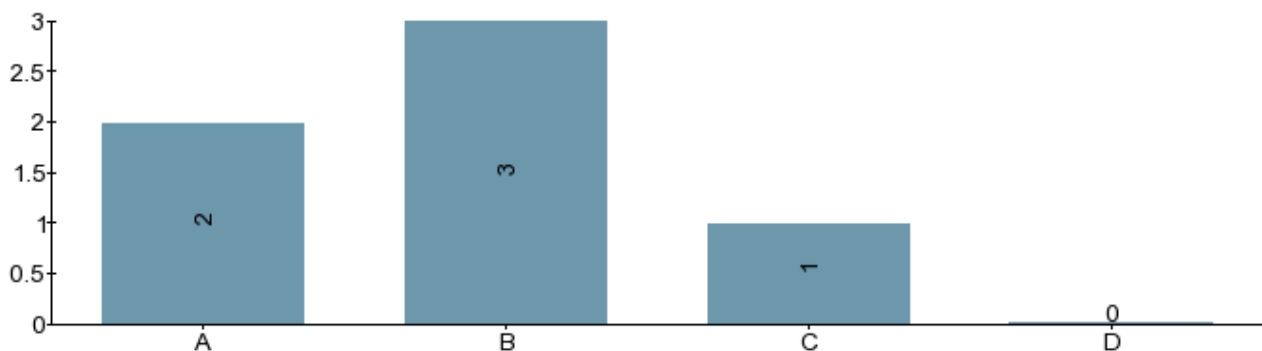
Number of questionnaires answered: 6

Number of first registrations^[1]: 16

Changes suggested in the course analysis of the previous course date:

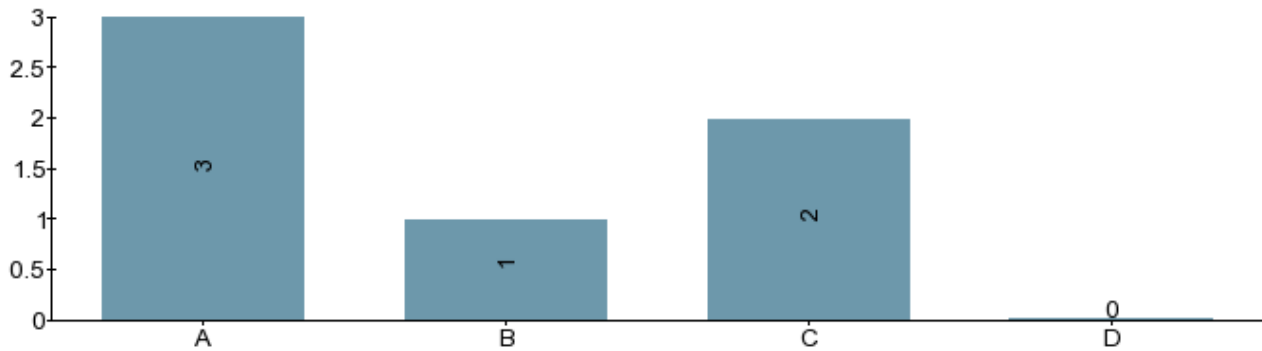
--

1. During the course I developed the knowledge, skills and other competencies described in the learning outcomes.



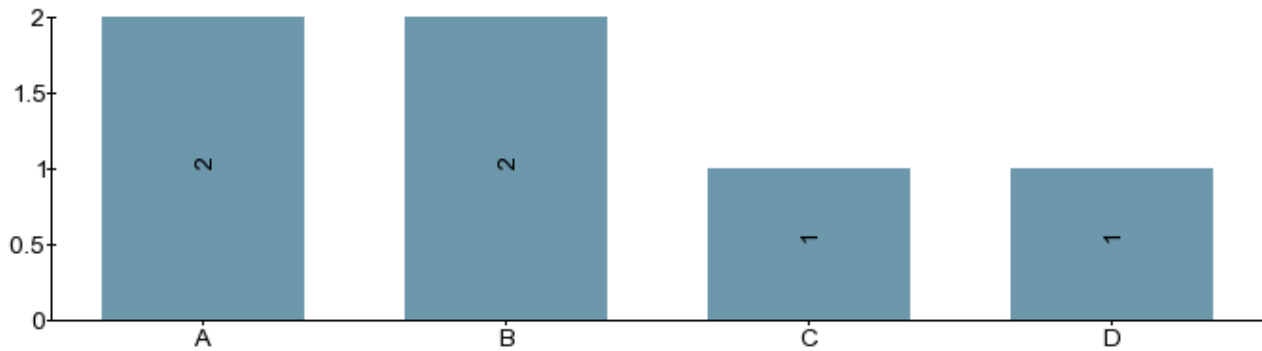
- A) To a very great extent
- B) To a great extent
- C) To a certain extent
- D) To a very little extent/Not at all

2. In the examinations, I had the opportunity to demonstrate if I have acquired the knowledge, skills and other competencies described in the learning outcomes.



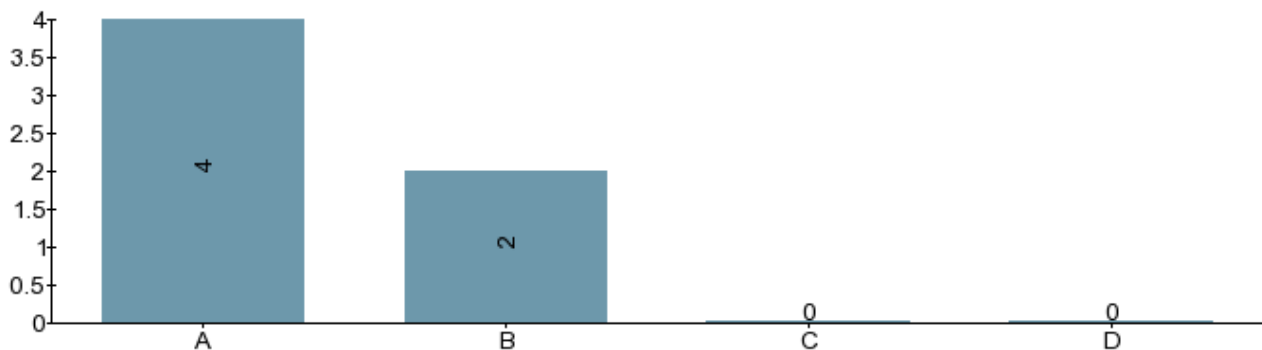
- A) To a very great extent
- B) To a great extent
- C) To a certain extent
- D) To a very little extent/Not at all

3. On average, I spent the following number of hours on coursework per week:



- A) More than 40 hours (or more than 20 hrs at 50% study pace, more than 10 hrs at 25% study pace)
- B) Between 30-39 hours (or between 15-19 at 50% study pace, between 8-10 at 25% study pace)
- C) Between 20-29 hours (or between 10-14 at 50% study pace, between 5-7 at 25% study pace)
- D) Less than 20 hours (or less than 10 at 50% study pace, less than 5 at 25% study pace)

4. During the course, I have found that teachers and other staff have been:



- A) Professional and very accommodating
- B) Professional and accommodating
- C) Professional
- D) Deficient

should also be analysed here. Any effect of joint courses should be commented on.

The teacher offered the usual Survey&Report Course Evaluation Survey (with 16 questions), which collects a broader scope of perceptions from the course participants ? which is valuable feedback in order to being able to develop the course.

16 out of 16 course participants answered this survey (i.e. a response rate on this survey of 100%).

According to this survey the average perceived quality of the whole course was 3.9.

11 out of 16 (almost 70%) perceive that the overall course quality has been ?very high? or ?high?.

According to this survey the average perceived work load during the course was 3.7.

In the context of this course, there was a new innovative Project Work part with an entrepreneurship focus offered, which was highly appreciated by the course participants. The delivery of the Project Work was a result of a joint venture between the course responsible teacher, Drivhuset and Verksamhet Värmland (providing the ?sharp? case).

More than half of the course participants (56%) before the Project Work course had none, or a low degree of, previous experiences with the entrepreneurship subject matter. For these students, the Project Work course with its focus upon entrepreneurship has been particularly valuable for their future work life.

More than 80% of the course participants perceive that the Project Work course has stimulated some of their general competencies (i.e. ability to solve problems, ability to cooperate, power of initiative, creativity, etc) to a high, or very high, degree.

There was a KaU article about the new innovative Project Work part of the course (January 12, 2107):

<https://www.kau.se/nyheter/kursen-som-lar-studenter-att-tanki-som-entreprenorer>

Survey answers on two of the S&R survey questions:

Q1: What are your main impressions from this course?

- "Interesting, refreshing and motivating. It is so different compared to the earlier courses in both IT and Business Administration."
- "It was good especially to work with a real case."
- "Good, fun and different course!"
- "The professor and guest seminars, they are very professional and clear explanation."
- "I have got a good impression of the course. It overall well-structured and the seminars contribute to the subject."

Q15: Do you want to recommend this course to others? Why? Why not?

- "Yes, because it is so different compared with earlier project work."
- "Yes, you learn a lot and it has useful information."
- "Yes I think this course is helpful for entrepreneur skill and for work in the future."
- "Yes, I would recommend it for the good theory and project that we had."

Suggestions for changes to the next course date.

To conclude:

The course participants were on average satisfied with the whole course (average 3.9 on a 5 point scale). The Project Work part of the course was particularly appreciated. Hopefully we can have a similar Project Work set-up also for the next course.

1. **Number of first registrations for a course:** First registration = the first time a student registers for a specific course.